

Porsche GT3 Cup Challenge Middle East
 6 Hours of Bahrain
 Qualifying 1

Provisional Classification

Nr.	Drivers	Team	Car	Cl	Time	Lap	Total	Gap	Kph
1	C. SCHMID	Al Nabooda Racing			2:04.156	3	5	-	156.9
2	Z. ASHKANANI	Team BuzaidGT			2:04.395	5	6	+0.239	156.6
3	A. AL FAISAL	Saudi Falcons			2:04.705	5	6	+0.549	156.2
4	H. AL MAKTOUM	SKY DIVE Dubai Falcons			2:04.816	4	6	+0.660	156.1
5	K. AL AZHARI	Al Nabooda Racing			2:05.062	4	5	+0.906	155.8
6	S. AL MEHAIRI	SKY DIVE Dubai Falcons			2:05.130	5	5	+0.974	155.7
7	F. BINLADEN	Saudi Falcons			2:05.141	5	6	+0.985	155.7
8	C. NIELSEN	Nielsen Racing			2:05.199	4	6	+1.043	155.6
9	H. HAUPT	milan Racing powered by European Cup Club			2:05.388	4	6	+1.232	155.4
10	M. MATTAR	Team Bahrain			2:05.390	4	6	+1.234	155.4
11	H. WAIMER	Team TCE			2:06.163	5	5	+2.007	154.4
12	K. AL FAISAL	Al Faisal Racing			2:06.308	3	7	+2.152	154.3
13	A. GIANCOLA	Team Dravya-MACOM			2:06.387	4	6	+2.231	154.2
14	M. ENDER	Frijns Structural Steel Qatar			2:06.809	4	7	+2.653	153.6
15	J. AL KHALIFA	Team Bahrain			2:07.480	5	7	+3.324	152.8
16	M. SCHAEFF	milan Racing powered by European Cup Club			2:07.755	4	11	+3.599	152.5
17	R. FRIJNS / C. FRIJNS	Frijns Structural Steel Qatar			2:07.856	5	8	+3.700	152.4
18	Z. GHANDOUR				2:08.185	10	12	+4.029	152.0
19	F. ALGOSAIBI	ClassicArabia Racing			2:08.336	5	6	+4.180	151.8
20	A. MURAOUR				2:10.367	3	3	+6.211	149.4

Fastest Lap | Lap 3 | Clemens SCHMID | **2:04.156** | 156.9 Kph

Published at:

Track Status: **DRY**

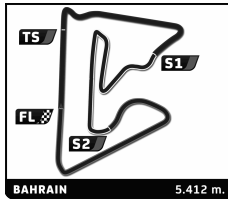
Race Director:

Timekeeper:



PORSCHE

**GT3 CUP
CHALLENGE
MIDDLE EAST**



Porsche GT3 Cup Challenge Middle East

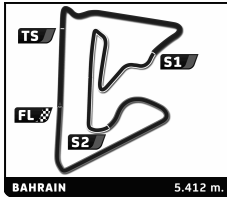
6 Hours of Bahrain

Qualifying 1

Best Sector Times

SECTOR 1			SECTOR 2		SECTOR 3		Pos	Team	Cl	Ideal Lap	Best Lap
Pos	Driver	Time	Driver	Time	Driver	Time					
1	1 C.SCHMID	39.228	1 C.SCHMID	45.253	1 C.SCHMID	39.428	1	1 Al Nabooda Racing		2'03.909	2:04.156 (1)
2	91 C.NIELSEN	39.264	3 Z.ASHKANANI	45.450	7 A.AL FAISAL	39.474	2	3 Team BuzaidGT		2'04.370	2:04.395 (2)
3	7 A.AL FAISAL	39.286	9 S.AL MEHAIRI	45.579	3 Z.ASHKANANI	39.544	3	7 Saudi Falcons		2'04.472	2:04.705 (3)
4	3 Z.ASHKANANI	39.376	91 C.NIELSEN	45.698	6 M.MATTAR	39.598	4	91 Nielsen Racing		2'04.841	2:05.199 (8)
5	2 K.AL AZHARI	39.503	7 A.AL FAISAL	45.712	17 F.BINLADEN	39.605	5	9 SKY DIVE Dubai Falcons		2'04.890	2:05.130 (6)
6	17 F.BINLADEN	39.544	2 K.AL AZHARI	45.786	2 K.AL AZHARI	39.606	6	2 Al Nabooda Racing		2'04.895	2:05.062 (5)
7	9 S.AL MEHAIRI	39.581	88 H.HAUPT	45.882	9 S.AL MEHAIRI	39.730	7	17 Saudi Falcons		2'05.141	2:05.141 (7)
8	6 M.MATTAR	39.639	6 M.MATTAR	45.958	88 H.HAUPT	39.771	8	6 Team Bahrain		2'05.195	2:05.390 (10)
9	13 A.GIANCOLA	39.651	17 F.BINLADEN	45.992	91 C.NIELSEN	39.879	9	88 milan Racing powered by European Cup Club		2'05.388	2:05.388 (9)
10	51 H.WAIMER	39.691	16 M.ENDER	46.125	78 K.AL FAISAL	39.934	10	78 Al Faisal Racing		2'06.034	2:06.308 (12)
11	78 K.AL FAISAL	39.701	51 H.WAIMER	46.243	13 A.GIANCOLA	40.002	11	51 Team TCE		2'06.076	2:06.163 (11)
12	88 H.HAUPT	39.735	78 K.AL FAISAL	46.399	8 M.SCHAEFF	40.076	12	13 Team Dravya-MACOM		2'06.138	2:06.387 (13)
13	16 M.ENDER	39.871	5 J.AL KHALIFA	46.473	51 H.WAIMER	40.142	13	16 Frijns Structural Steel Qatar		2'06.263	2:06.809 (14)
14	15 R.FRIJNS	40.305	15 R.FRIJNS	46.484	16 M.ENDER	40.267	14	5 Team Bahrain		2'07.299	2:07.480 (15)
15	24 Z.GHANDOUR	40.438	13 A.GIANCOLA	46.485	5 J.AL KHALIFA	40.329	15	15 Frijns Structural Steel Qatar		2'07.446	2:07.856 (17)
16	50 F.ALGOSAIBI	40.445	24 Z.GHANDOUR	46.658	24 Z.GHANDOUR	40.645	16	8 milan Racing powered by European Cup Club		2'07.486	2:07.755 (16)
17	5 J.AL KHALIFA	40.497	8 M.SCHAEFF	46.761	15 R.FRIJNS	40.657	17	24		2'07.741	2:08.185 (18)
18	8 M.SCHAEFF	40.649	50 F.ALGOSAIBI	46.915	50 F.ALGOSAIBI	40.801	18	50 ClassicArabia Racing		2'08.161	2:08.336 (19)
19	4 A.MURAOUR	41.698	4 A.MURAOUR	47.713	4 A.MURAOUR	40.956	19	4		2'10.367	2:10.367 (20)



PORSCHE**GT3 CUP
CHALLENGE
MIDDLE EAST****Porsche GT3 Cup Challenge Middle East**

6 Hours of Bahrain

Qualifying 1

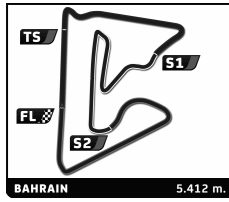
Fastest Lap Sequence

Practice Time	Team	Car	Class	Driver	Time	Kph	Lap
3:47.118	5 Team Bahrain			Jaber AL KHALIFA	2:15.908	143.4	2
4:03.539	24			Ziad GHANDOUR	2:14.039	145.4	2
5:55.885	5 Team Bahrain			Jaber AL KHALIFA	2:08.767	151.3	3
8:03.665	5 Team Bahrain			Jaber AL KHALIFA	2:07.780	152.5	4
8:35.829	8 milani Racing powered by European Cup Club			Michael SCHAEFF	2:07.755	152.5	4
10:11.145	5 Team Bahrain			Jaber AL KHALIFA	2:07.480	152.8	5
11:42.743	13 Team Dravya-MACOM			Antonio GIANCOLA	2:07.071	153.3	3
13:49.130	13 Team Dravya-MACOM			Antonio GIANCOLA	2:06.387	154.2	4
16:53.614	78 Al Faisal Racing			Khaled AL FAISAL	2:06.308	154.3	3
19:37.529	3 Team BuzaidGT			Zaid ASHKANANI	2:05.191	155.6	3
21:42.349	3 Team BuzaidGT			Zaid ASHKANANI	2:04.820	156.1	4
23:46.744	3 Team BuzaidGT			Zaid ASHKANANI	2:04.395	156.6	5
25:26.236	1 Al Nabooda Racing			Clemens SCHMID	2:04.156	156.9	3



PORSCHE

GT3 CUP
CHALLENGE
MIDDLE EAST



Porsche GT3 Cup Challenge Middle East

6 Hours of Bahrain

Qualifying 1

Analysis

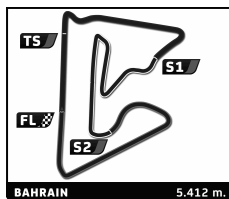
Personal Best Session Best B Crossing the finish line in pit lane

Lap	D	Time	Sector 1	Sector 2	Sector 3	Kph	Elapsed	Lap	D	Time	Sector 1	Sector 2	Sector 3	Kph	Elapsed	
1 Al Nabooda Racing 1.Clemens SCHMID								3	1	2:05.190	39.464	46.118	39.608	155.6	25:47.334	
1	1	21:14.901				15.3	21:14.901	4	1	2:04.803	39.472	45.857	39.474	156.1	27:52.137	
2	1	2:07.179	39.682	45.986	41.511	153.2	23:22.080	5	1	2:04.705	39.286	45.712		156.2	29:56.842	
3	1	2:04.156	39.228	45.253	39.675	156.9	25:26.236	6	1	2:05.516	39.672	45.755	40.089	155.2	32:02.358	
4	1	2:04.163	39.359	45.376	39.428	156.9	27:30.399									
5	1	2:13.590	39.300	45.286	49.004	145.8	29:43.989									
2 Al Nabooda Racing 1.Karim AL AZHARI								8 milon Racing powered by European Cup Clu 1.Michael SCHAEFF								
1	1	19:27.763				16.7	19:27.763	1	1	2:04.384				156.6	2:04.384	
2	1	2:30.983	56.965	53.520	40.498	129.0	21:58.746	2	1	2:14.184	43.022	49.838	41.324	145.2	4:18.568	
3	1	2:05.559	39.591	46.114	39.854	155.2	24:04.305	3	1	2:09.506	41.622	47.386	40.498	150.4	6:28.074	
4	1	2:05.062	39.670	45.786	39.606	155.8	26:09.367	4	1	2:07.755	40.649	47.030	40.076	152.5	8:35.829	
5	1	2:12.518	39.503	48.005	45.010	147.0	28:21.885	5	1	2:08.162	41.029	46.761	40.372	152.0	10:43.991	
								6	1	5:35.369	46.211			58.1	16:19.360	
								7	1	2:12.892	43.015	48.076	41.801	146.6	18:32.252	
								8	1	2:08.407	40.712	47.293	40.402	151.7	20:40.659	
								9	1	2:08.318	40.861	47.225	40.232	151.8	22:48.977	
								10	1	2:08.251	40.706	47.071	40.474	151.9	24:57.228	
								11	1	2:08.297	40.804	46.789	40.704	151.9	27:05.525	
3 Team BuzaidGT 1.Zaid ASHKANANI								9 SKY DIVE Dubai Falcons 1.Saeed AL MEHAIRI								
1	1	15:09.131				21.4	15:09.131	1	1	17:45.545				18.3	17:45.545	
2	1	2:23.207	53.986	48.951	40.270	136.0	17:32.338	2	1	2:20.385	46.954	51.289	42.142	138.8	20:05.930	
3	1	2:05.191	39.763	45.825	39.603	155.6	19:37.529	3	1	2:06.137	40.234	46.173	39.730	154.5	22:12.067	
4	1	2:04.820	39.538	45.738	39.544	156.1	21:42.349	4	1	2:05.307	39.950	45.579	39.778	155.5	24:17.374	
5	1	2:04.395	39.376	45.450	39.569	156.6	23:46.744	5	1	2:05.130	39.581	45.787	39.762	155.7	26:22.504	
6	1	2:11.288	41.331	48.758	41.199	148.4	25:58.032									
4 1.Alain MURAOUR								11 SKY DIVE Dubai Falcons 1.Hasher AL MAKTOUM								
1	1	1:56.644				167.0	1:56.644	1	1	17:40.365				18.4	17:40.365	
2	1	2:14.062	43.109	48.626	42.327	145.3	4:10.706	2	1	2:22.969				136.3	20:03.334	
3	1	2:10.367	41.698	47.713	40.956	149.4	6:21.073	3	1	2:06.337				154.2	22:09.671	
								4	1	2:04.816				156.1	24:14.487	
								5	1	2:04.847				156.1	26:19.334	
								6	1	2:05.057				155.8	28:24.391	
5 Team Bahrain 1.Jaber AL KHALIFA								13 Team Dravya-MACOM 1.Antonio GIANCOLA								
1	1	1:31.210				213.6	1:31.210	1	1	7:25.236				43.8	7:25.236	
2	1	2:15.908	43.772	50.648	41.488	143.4	3:47.118	2	1	2:10.436	41.409	48.185	40.842	149.4	9:35.672	
3	1	2:08.767	40.792	47.043	40.932	151.3	5:55.885	3	1	2:07.071	40.201	46.819	40.051	153.3	11:42.743	
4	1	2:07.780	40.770	46.473	40.537	152.5	8:03.665	4	1	2:06.387	39.651	46.734	40.002	154.2	13:49.130	
5	1	2:07.480	40.497	46.654	40.329	152.8	10:11.145	5	1	2:06.683	40.075	46.485	40.123	153.8	15:55.813	
6	1	2:08.044	40.515	46.895	40.634	152.2	12:19.189	6	1	2:07.070	39.787	46.710	40.573	153.3	18:02.883	
7	1	2:07.763	40.565	46.484	40.714	152.5	14:26.952									
6 Team Bahrain 1.Mohammed MATTAR								15 Frijns Structural Steel Qatar 1.Rob FRIJNS 2.Charlie FRIJNS								
1	1	18:45.079				17.3	18:45.079	1	1	5:39.720				57.4	5:39.720	
2	1	2:32.651	41.475	1:02.886	48.290	127.6	21:17.730	2	1	2:15.060	43.727	49.682	41.651	144.3	7:54.780	
3	1	2:06.103	39.762	46.564	39.777	154.5	23:23.833	3	1	2:08.670	40.815	47.198	40.657	151.4	10:03.450	
4	1	2:05.390	39.811	45.981	39.598	155.4	25:29.223	4	1	2:08.695	40.704	47.133	40.858	151.4	12:12.145	
5	1	2:05.475	39.639	46.008	39.828	155.3	27:34.698	5	1	2:07.856	40.542	46.551	40.763	152.4	14:20.001	
6	1	2:05.522	39.743	45.958	39.821	155.2	29:40.220	6	1	2:08.142	40.305	46.961	40.876	152.0	16:28.143	
								7	1	2:08.029	40.559	46.484	40.986	152.2	18:36.172	
								8	1	2:08.775	40.919	47.081	40.775	151.3	20:44.947	
7 Saudi Falcons 1.Abdulaziz AL FAISAL																
1	1	21:34.733				15.0	21:34.733									
2	1	2:07.411	40.794	46.794	39.823	152.9	23:42.144									



PORSCHE

GT3 CUP
CHALLENGE
MIDDLE EAST



Porsche GT3 Cup Challenge Middle East

6 Hours of Bahrain

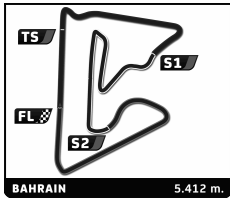
Qualifying 1

Analysis

Personal Best Session Best B Crossing the finish line in pit lane

Lap	D	Time	Sector 1	Sector 2	Sector 3	Kph	Elapsed	Lap	D	Time	Sector 1	Sector 2	Sector 3	Kph	Elapsed
16 Frijns Structural Steel Qatar 1.Manfred ENDER															
1	1	9:11.162				35.3	9:11.162	2	1	2:09.037	41.045	47.680	40.312	151.0	14:47.306
2	1	2:14.281	44.469	48.975	40.837	145.1	11:25.443	3	1	2:06.308	39.963	46.399	39.946	154.3	16:53.614
3	1	2:08.218	40.394	47.087	40.737	152.0	13:33.661	4	1	2:06.336	39.889	46.512	39.935	154.2	18:59.950
4	1	2:06.809	39.871	46.671	40.267	153.6	15:40.470	5	1	2:06.473	40.120	46.419	39.934	154.1	21:06.423
5	1	2:06.812	40.127	46.417	40.268	153.6	17:47.282	6	1	2:06.562	39.938	46.555	40.069	153.9	23:12.985
6	1	2:09.378	40.013	46.125	43.240	150.6	19:56.660	7	1	2:08.815	39.701	46.511	42.603	151.2	25:21.800
7	1	2:08.192	40.076	47.412	40.704	152.0	22:04.852								
17 Saudi Falcons 1.Faisal BINLADEN															
1	1	14:43.357				22.1	14:43.357	1	1	16:05.716				20.2	16:05.716
2	1	2:16.567	46.743	49.515	40.309	142.7	16:59.924	2	1	2:09.968	41.460	47.553	40.955	149.9	18:15.684
3	1	2:07.321	40.305	46.471	40.545	153.0	19:07.245	3	1	2:07.815	40.631	46.531	40.653	152.4	20:23.499
4	1	2:06.565	40.090	46.392	40.083	153.9	21:13.810	4	1	2:05.388	39.735	45.882	39.771	155.4	22:28.887
5	1	2:05.141	39.544	45.992	39.605	155.7	23:18.951	5	1	2:07.351	40.337	46.420	40.594	153.0	24:36.238
6	1	3:49.434	49.355			84.9	27:08.385	6	1	2:05.913	39.789	45.993	40.131	154.7	26:42.151
24 1.Ziad GHANDOUR															
1	1	1:49.500				177.9	1:49.500	1	1	19:21.470				16.8	19:21.470
2	1	2:14.039	43.328	48.759	41.952	145.4	4:03.539	2	1	2:27.474	57.673	49.179	40.622	132.1	21:48.944
3	1	2:10.292	41.339	47.780	41.173	149.5	6:13.831	3	1	2:05.656	39.674	45.899	40.083	155.1	23:54.600
4	1	2:09.321	40.830	47.271	41.220	150.7	8:23.152	4	1	2:05.199	39.497	45.823	39.879	155.6	25:59.799
5	1	2:09.334	41.030	46.964	41.340	150.6	10:32.486	5	1	2:05.469	39.502	45.931	40.036	155.3	28:05.268
6	1	2:08.901	40.838	46.992	41.071	151.1	12:41.387	6	1	2:05.290	39.264	45.698	40.328	155.5	30:10.558
7	1	2:08.899	41.100	46.658	41.141	151.2	14:50.286								
8	1	6:45.983	44.665			48.0	21:36.269								
9	1	2:09.318	41.126	47.195	40.997	150.7	23:45.587								
10	1	2:08.185	40.704	46.836	40.645	152.0	25:53.772								
11	1	2:08.232	40.438	46.933	40.861	151.9	28:02.004								
12	1	2:08.918	40.459	47.072	41.387	151.1	30:10.922								
50 ClassicArabia Racing 1.Fawaz ALGOSAIBI															
1	1	4:29.807				72.2	4:29.807								
2	1	2:13.167	43.134	48.809	41.224	146.3	6:42.974								
3	1	2:08.703	40.592	47.180	40.931	151.4	8:51.677								
4	1	2:08.516	40.471	47.081	40.964	151.6	11:00.193								
5	1	2:08.336	40.445	47.090	40.801	151.8	13:08.529								
6	1	2:08.408	40.537	46.915	40.956	151.7	15:16.937								
51 Team TCE 1.Hannes WAIMER															
1	1	17:16.561				18.8	17:16.561								
2	1	2:14.645	44.022	49.385	41.238	144.7	19:31.206								
3	1	2:08.142	41.090	46.677	40.375	152.0	21:39.348								
4	1	2:06.415	39.691	46.508	40.216	154.1	23:45.763								
5	1	2:06.163	39.778	46.243	40.142	154.4	25:51.926								
78 Al Faisal Racing 1.Khaled AL FAISAL															
1	1	12:38.269				25.7	12:38.269								





6 Hours of Bahrain
 Porsche GT3 Cup Challenge Middle East
 Qualifying 1
 Weather Report

