



National Racing Festival (22-23 March)



Porsche GT3 ME - Qualifying 2

22 - 24 March 2013
Bahrain-F1 - 5412 mtr.

Pos	Nbr	Name	Entrant	Fastest	In	Gap	Diff	Laps	Speed
1	2	Karim Al-Azhari	Al Nabooda Racing	2:05.757	8	0.227	0.227	9	154.92
2	3	Clemens Schmid	Al Nabooda Racing	2:05.984	3	0.656	0.429	6	154.64
3	7	Abdulaziz Al Faisal	Saudi Falcons	2:06.413	8	1.063	0.407	9	154.12
4	4	Zaid Ashkanani	Team BuzaidGT	2:06.820	3	1.540	0.477	7	153.62
5	10	Mohammed Mattar	Team Bahrain	2:07.297	10	1.713	0.501	10	153.05
6	16	Manfred Ender	Frijns Structural Steel	2:07.470	4	2.214	0.173	6	152.84
7	52	Cengiz Oguzhan	ATA Freight Line, Global	2:08.048	4	2.291	0.077	10	152.24
8	17	Faisal Binladen	Saudi Falcons	2:08.074	7	2.317	0.026	8	152.15
9	13	Antonio Giancola	MACOM	2:08.447	10	2.690	0.373	6	152.12
10	15	Rob Frijns	Frijns Structural Steel	2:08.901	5	3.144	0.454	11	151.68
11	9	Hamad Al Khalifa	Team Bahrain	2:09.037	6	3.280	0.136	10	151.14
12	51	Jaber Al Khalifa	Team TCE	2:09.738	8	3.981	0.701	8	150.98
13	11	Fakhraddin Mirzoev	Terma Travel Racing	2:10.696	5	4.939	0.958	9	150.17
14	50	Fawaz Algosalbi	ClassicArabia Racing					6	149.07

Fastest time : 2:05.757 in lap 8 by nbr. 2 : Karim Al-Azhar ()

Timekeeping by :

Time Printed : 3/23/2013 12:32:24




Publication-time

Results and Laptimes :

Steward

Timekeeper



	 Clerk of the Course	 Steward
	Results and Lap times :	

Time Printed : 3/23/2013 12:34:47

Timekeeping by :

Publication-time

----- STARTLINE -----

Pole Left

1	2	Karim Al-Azhari	2:05.757
3	7	Abdulaziz Al Faisal	2:06.413
5	10	Mohammed Mattar	2:07.297
7	52	Cengiz Oguzhan	2:07.971
9	13	Antonio Giancola	2:08.074
11	9	Hamad Al Khalifa	2:08.901
13	11	Fakhraddin Mirzoev	2:09.738
2	3	Clemens Schmid	2:05.984
4	4	Zaid Ashkanani	2:06.820
6	16	Manfred Ender	2:07.470
8	17	Faisal Binladen	2:08.048
10	15	Rob Frijns	2:08.447
12	51	Jaber Al Khalifa	2:09.037
14	50	Fawaz Algosabli	2:10.696

Row 1
 Row 2
 Row 3
 Row 4
 Row 5
 Row 6
 Row 7

Pos	Nbr	Name	time
-----	-----	------	------

Startgrid - Porsche GT3 ME - Race 2
 Start Time : 15:00 - Heat Duration: 12 Laps

22 - 24 March 2013
 Bahrain-F1 - 5412 mtr.

National Racing Festival (22-23 March)





National Racing Festival (22-23 March)



22 - 24 March 2013
Bahrain-F1 - 5412 mtr.

Porsche GT3 ME - Qualifying 2

Sector analyse

Pos	Nbr	Name / Team name	Sector 1	Sector 2	Sector 3	Theoretical best	Actual best	In
			time	time	time			
			Lap pos	Lap pos	Lap pos			
1	2	Karim Al-Azhar (UAE)	39.472	1:00.968	25.236	2:05.676	2:05.757	8
2	3	Clemens Schmid (AUT)	39.539	1:01.023	25.229	2:05.791	2:05.984	3
3	7	Abdulaziz Al Faisal (KSA)	39.606	1:01.338	25.305	2:06.249	2:06.413	8
4	4	Zaid Ashkanani (KUW)	39.923	1:01.195	25.616	2:06.734	2:06.820	3
5	10	Mohammed Matar (BAH)	40.000	1:01.636	25.394	2:07.030	2:07.297	10
6	16	Manfred Ender (AUT)	40.021	1:01.602	25.542	2:07.165	2:07.470	4
7	52	Cengiz Ogunhan (TUR)	40.035	1:01.999	25.468	2:07.502	2:07.971	3
8	17	Faisal Binladen (KSA)	40.393	1:01.919	25.636	2:07.948	2:08.048	4
9	13	Antonio Giancola (SWI/I)	40.347	1:02.049	25.546	2:07.942	2:08.074	7
10	15	Rob Frjns (NED)	40.472	1:02.192	25.403	2:08.067	2:08.447	10
11	9	Hamad Al Khalifa (BAH)	40.578	1:02.276	25.732	2:08.586	2:08.901	5
12	51	Jaber Al Khalifa (GER)	40.457	1:02.755	25.686	2:08.898	2:09.037	6
13	11	Fakhraddin Mirzoev (AZ)	40.807	1:02.878	25.854	2:09.539	2:09.738	8
14	50	Fawaz Algosabi (KSA)	40.978	1:03.628	25.992	2:10.598	2:10.696	5





Nbr	Name	Laps	lap	Lap .1	Lap .2	Lap .3	Lap .4	Lap .5	Lap .6	Lap .7	Lap .8	Lap .9	Lap .0
2	Karim Al-Azhari	9	1-10	2:07.305	2:06.351	2:07.801	2:07.004	2:12.294	4:55.088	2:06.388	2:05.757	2:46.517	
3	Clemens Schmid	6	1-10	2:07.569	2:06.494	2:05.984	2:06.137	2:12.069	16:39.808				
7	Abdulaziz Al Faisal	9	1-10	2:44.998	2:07.163	2:06.646	2:06.742	2:12.300	6:02.684	2:06.679	2:06.413	2:11.315	
4	Zaid Ashkanani	7	1-10	2:16.445	2:08.640	2:06.820	2:06.822	2:12.891	2:07.222	2:32.932			
10	Mohammed Mattar	10	1-10	2:36.437	2:15.121	2:07.311	2:07.350	2:07.639	2:07.780	2:20.847	4:45.256	2:07.304	2:07.297
16	Manfred Ender	6	1-10	2:26.763	2:08.380	2:07.977	2:07.470	2:17.528	2:19.767				
52	Cengiz Oguzhan	10	1-10	2:18.042	2:08.666	2:07.971	2:08.768	2:14.583	4:49.803	2:09.846	2:09.055	2:09.924	2:08.869
17	Faisal Binladen	6	1-10	2:08.742	2:08.575	2:12.241	2:08.048	2:08.363	2:19.483				
13	Antonio Giancola	8	1-10	2:17.680	2:08.927	2:08.642	2:18.784	8:00.472	2:08.208	2:08.074	2:37.994		
15	Rob Frijns	11	1-10	2:25.241	2:10.990	2:10.266	2:11.575	2:10.651	2:09.894	2:18.760	5:00.956	2:08.583	2:08.447
			11-20	2:34.213									
9	Hamad Al Khalifa	10	1-10	2:41.949	2:10.534	2:09.063	2:08.919	2:08.901	2:14.368	2:22.525	5:17.686	2:10.219	2:09.576
51	Jaber Al Khalifa	8	1-10	2:13.685	2:12.697	2:11.524	2:20.266	5:52.293	2:09.037	2:09.266	2:23.810		
11	Fakhraddin Mirzoev	9	1-10	2:15.622	2:11.525	2:11.296	2:19.515	5:15.261	2:10.070	2:10.060	2:09.738	2:14.747	
50	Fawaz Algosabi	6	1-10	2:22.493	2:13.166	2:17.395	2:11.259	2:10.696	2:21.294				

Porsche GT3 ME - Qualifying 2
Laptimes

22 - 24 March 2013
Bahrain-F1 - 5412 mtr.

National Racing Festival (22-23 March)

BAHRAIN MOTOR FEDERATION B.M.F.

