

6 Hours of Bahrain

Porsche GT3 Cup Challenge

Race 2 (12 laps, 64,9 km. / Max. 30')

Provisional Classification

Drivers	Nat	Team	Vehicle	Class	Laps	Total Time	Gap	Kph	Best Lap		
									Lap	Time	Kph
1 2 Jeffrey SCHMIDT	ARE	Al Nabooda Racing	Porsche GT3 Cup (991)	G	12	26:23.450	-	147.7	3	2:06.014	154.6
2 32 Ryan CULLEN	IRL	Cullen Motorsport	Porsche GT3 Cup (991)	G	12	26:27.963	+4.513	147.2	5	2:07.377	153.0
3 1 Zaid ASHKANANI	KWT	Al Nabooda Racing	Porsche GT3 Cup (991)	G	12	26:28.050	+4.600	147.2	7	2:06.780	153.7
4 11 Hasher AL MAKTOUM	ARE	Sky Dive Dubai Falcons	Porsche GT3 Cup (991)	G	12	26:29.475	+6.025	147.1	4	2:07.301	153.0
5 9 Saeed AL MEHAIRI	ARE	Sky Dive Dubai Falcons	Porsche GT3 Cup (991)	G	12	26:29.551	+6.101	147.1	4	2:06.929	153.5
6 14 Charlie FRIJNS	NLD	Frijns Structural Steel ME	Porsche GT3 Cup (991)	G	12	26:29.836	+6.386	147.1	4	2:07.072	153.3
7 7 Abdulaziz AL FAISAL	SAU	Al Faisal Racing	Porsche GT3 Cup (991)	G	12	26:30.605	+7.155	147.0	3	2:08.118	152.1
8 913 Wolfgang TRILLER	DEU	TriSpa Racing	Porsche GT3 Cup (991)	S	12	26:31.146	+7.696	146.9	3	2:07.859	152.4
9 73 Saud AL FAISAL	SAU	Al Faisal Racing	Porsche GT3 Cup (991)	S	12	26:32.309	+8.859	146.8	3	2:07.929	152.3
10 21 Magnus ÖHMANN	SWE	Mtech	Porsche GT3 Cup (991)	B	12	26:34.142	+10.692	146.7	2	2:08.194	152.0
11 33 Isa AL KHALIFA	BHR	Team Bahrain	Porsche GT3 Cup (991)	S	12	26:34.973	+11.523	146.6	4	2:08.341	151.8
12 15 Rob FRIJNS	NLD	Frijns Structural Steel ME	Porsche GT3 Cup (991)	B	12	26:37.799	+14.349	146.3	7	2:08.840	151.2
13 5 Jaber AL KHALIFA	BHR	Team Bahrain	Porsche GT3 Cup (991)	B	12	26:40.192	+16.742	146.1	4	2:09.388	150.6

Not classified:

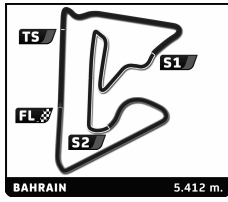
51 Hannes WAIMER	ARE	Team TCE	Porsche GT3 Cup (991)	B	7	15:23.046			5	2:09.917	150.0
50 Fawaz ALGOSAIBI	SAU	ClassicArabia Racing	Porsche GT3 Cup (991)	B	7	15:23.903			6	2:10.057	149.8

Pole Position	J. SCHMIDT	2:04.610	156.4 Kph
Fastest Lap	Lap 3 Jeffrey SCHMIDT	2:06.014	154.6 Kph

Published at

Track Status: **DRY**

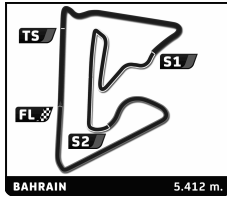
Race Director:	Timekeeper:
-----------------------	--------------------



Porsche GT3 Cup Challenge
6 Hours of Bahrain
Race 2

Lap Chart

		LAP												
Nr	Pos	Grid	1	2	3	4	5	6	7	8	9	10	11	12
2	1	2	2	2	2	2	2	2	2	2	2	2	2	2
9	2	9	32	32	32	32	32	32	32	32	32	32	32	32
32	3	32	7	7	7	7	7	1	1	1	1	1	1	1
11	4	11	14	14	1	1	1	7	11	11	11	11	11	11
7	5	7	1	1	11	11	11	11	9	9	9	9	9	9
14	6	14	11	11	9	9	9	9	7	7	7	7	7	14
1	7	1	9	9	14	14	14	14	14	14	14	14	14	7
73	8	73	913	913	913	913	913	913	913	913	913	913	913	913
21	9	21	73	73	73	73	73	73	73	73	73	73	73	73
51	10	51	5	5	33	33	33	33	33	33	33	33	21	21
913	11	913	33	33	21	21	21	21	21	21	21	21	33	33
33	12	33	51	15	15	15	15	15	15	15	15	15	15	15
50	13	50	15	21	51	51	51	51	51	5	5	5	5	5
5	14	5	50	51	50	50	50	50	50					
15	15	15	21	50	5	5	5	5						



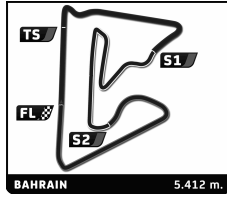
Porsche GT3 Cup Challenge

6 Hours of Bahrain

Race 2

Best Sector Times

SECTOR 1			SECTOR 2			SECTOR 3			Pos	Driver	Ideal Lap	Best Lap
Pos	Driver	Time	Driver	Time	Driver	Time						
1	2 J.SCHMIDT	39.625	2 J.SCHMIDT	46.043	2 J.SCHMIDT	40.139	1	2 J.SCHMIDT	2'05.807	2:06.014	(1)	
2	9 S.AL MEHAIRI	39.762	1 Z.ASHKANANI	46.510	1 Z.ASHKANANI	40.171	2	1 Z.ASHKANANI	2'06.491	2:06.780	(2)	
3	1 Z.ASHKANANI	39.810	14 C.FRIJNS	46.521	9 S.AL MEHAIRI	40.256	3	9 S.AL MEHAIRI	2'06.734	2:06.929	(3)	
4	11 H.AL MAKTOUM	39.831	9 S.AL MEHAIRI	46.716	11 H.AL MAKTOUM	40.295	4	11 H.AL MAKTOUM	2'06.903	2:07.301	(5)	
5	32 R.CULLEN	39.940	32 R.CULLEN	46.720	14 C.FRIJNS	40.382	5	14 C.FRIJNS	2'06.956	2:07.072	(4)	
6	14 C.FRIJNS	40.053	11 H.AL MAKTOUM	46.777	32 R.CULLEN	40.440	6	32 R.CULLEN	2'07.100	2:07.377	(6)	
7	21 M.ÖHMAN	40.112	913 W.TRILLER	46.869	913 W.TRILLER	40.586	7	913 W.TRILLER	2'07.657	2:07.859	(7)	
8	73 S.AL FAISAL	40.114	21 M.ÖHMAN	46.935	73 S.AL FAISAL	40.664	8	73 S.AL FAISAL	2'07.728	2:07.929	(8)	
9	913 W.TRILLER	40.202	73 S.AL FAISAL	46.950	21 M.ÖHMAN	40.691	9	21 M.ÖHMAN	2'07.738	2:08.194	(10)	
10	15 R.FRIJNS	40.314	33 I.AL KHALIFA	46.961	33 I.AL KHALIFA	40.856	10	33 I.AL KHALIFA	2'08.178	2:08.341	(11)	
11	33 I.AL KHALIFA	40.361	15 R.FRIJNS	47.215	15 R.FRIJNS	40.920	11	15 R.FRIJNS	2'08.449	2:08.840	(12)	
12	51 H.WAIMER	40.474	5 J.AL KHALIFA	47.265	5 J.AL KHALIFA	41.128	12	5 J.AL KHALIFA	2'09.136	2:09.388	(13)	
13	5 J.AL KHALIFA	40.743	50 F.ALGOSAIBI	47.781	51 H.WAIMER	41.252	13	51 H.WAIMER	2'09.586	2:09.917	(14)	
14	50 F.ALGOSAIBI	40.895	51 H.WAIMER	47.860	50 F.ALGOSAIBI	41.263	14	50 F.ALGOSAIBI	2'09.939	2:10.057	(15)	

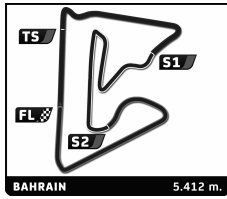
PORSCHE**GT3 CUP
CHALLENGE
MIDDLE EAST****Porsche GT3 Cup Challenge**

6 Hours of Bahrain

After Race 2

Event maximum speed

Driver	Team	Car	Class	Top Speed	Lap	Session
7 Abdulaziz AL FAISAL	Al Faisal Racing	Porsche GT3 Cup (991)	G	247.4	10	Qualifying 1
9 Saeed AL MEHAIRI	Sky Dive Dubai Falcons	Porsche GT3 Cup (991)	G	245.2	11	Free Practice 1
73 Saud AL FAISAL	Al Faisal Racing	Porsche GT3 Cup (991)	S	242.4	11	Free Practice 2
32 Ryan CULLEN	Cullen Motorsport	Porsche GT3 Cup (991)	G	240.3	5	Qualifying 1
11 Hasher AL MAKTOUM	Sky Dive Dubai Falcons	Porsche GT3 Cup (991)	G	239.7	11	Free Practice 2
2 Jeffrey SCHMIDT	Al Nabooda Racing	Porsche GT3 Cup (991)	G	239.2	8	Free Practice 1
33 Isa AL KHALIFA	Team Bahrain	Porsche GT3 Cup (991)	S	239.2	4	Race 1
51 Hannes WAIMER	Team TCE	Porsche GT3 Cup (991)	B	238.7	4	Qualifying 2
1 Zaid ASHKANANI	Al Nabooda Racing	Porsche GT3 Cup (991)	G	238.2	4	Qualifying 1
14 Charlie FRJNS	Frijns Structural Steel ME	Porsche GT3 Cup (991)	G	238.2	4	Qualifying 2
15 Rob FRJNS	Frijns Structural Steel ME	Porsche GT3 Cup (991)	B	237.6	5	Race 1
913 Wolfgang TRILLER	TriSpa Racing	Porsche GT3 Cup (991)	S	235.1	12	Free Practice 1
50 Fawaz ALGOSAIBI	ClassicArabia Racing	Porsche GT3 Cup (991)	B	234.0	4	Qualifying 2
21 Magnus ÖHMAN	Mtech	Porsche GT3 Cup (991)	B	233.0	6	Qualifying 2
5 Jaber AL KHALIFA	Team Bahrain	Porsche GT3 Cup (991)	B	227.6	7	Free Practice 2



Porsche GT3 Cup Challenge

6 Hours of Bahrain

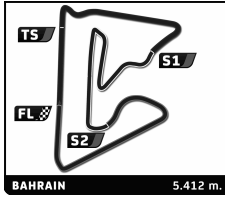
Race 2

Leader Sequence

Nr	Driver	Team	Car	Start Lap	End Lap	Laps	Total Laps
B							
5	Jaber AL KHALIFA	Team Bahrain	Porsche GT3 Cup (991)	1	2	2	2
21	Magnus ÖHMAN	Mtech	Porsche GT3 Cup (991)	3	12	10	10
G							
2	Jeffrey SCHMIDT	Al Nabooda Racing	Porsche GT3 Cup (991)	1	12	12	12
S							
913	Wolfgang TRILLER	TriSpa Racing	Porsche GT3 Cup (991)	1	12	12	12

PORSCHE

**GT3 CUP
CHALLENGE**
MIDDLE EAST



Porsche GT3 Cup Challenge

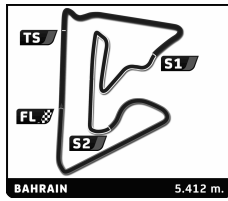
6 Hours of Bahrain

Race 2

Fastest Lap Sequence

Practice Time	Driver	Team	Car	Class	Time	Kph	Lap
4:14.353	2 Jeffrey SCHMIDT	Al Nabooda Racing	Porsche GT3 Cup (991)	G	2:06.196	154.4	2
6:20.367	2 Jeffrey SCHMIDT	Al Nabooda Racing	Porsche GT3 Cup (991)	G	2:06.014	154.6	3

PORSCHE
GT3 CUP
CHALLENGE
MIDDLE EAST



Porsche GT3 Cup Challenge

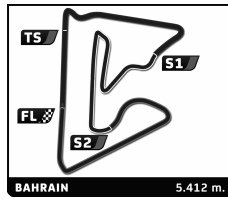
6 Hours of Bahrain

Race 2

Analysis by lap

Lapped

Nr	Lap Time	Gap	Nr	Lap Time	Gap	Nr	Lap Time	Gap	Nr	Lap Time	Gap	Nr	Lap Time	Gap								
Lap 1																						
			1	2:07.620	7.193	73	2:08.420	15.662	1	2:08.814	2.545											
			11	2:07.301	8.632	33	2:08.680	19.721	11	2:08.693	3.040											
2	2:08.157		9	2:06.929	9.160	21	2:08.780	21.710	9	2:08.884	3.681											
32	2:10.284	2.127	14	2:07.072	9.563	15	2:08.840	23.786	7	2:09.763	5.116											
7	2:10.549	2.392	913	2:08.237	11.599	51	2:10.362	32.450	14	2:09.454	5.166											
14	2:10.849	2.692	73	2:09.061	13.059	50	2:10.452	33.307	913	2:08.975	5.886											
1	2:12.366	4.209	33	2:08.341	16.466	5	2:10.660	34.516	73	2:09.544	7.148											
11	2:12.515	4.358	21	2:08.851	18.787				21	2:10.242	9.550											
9	2:13.007	4.850	15	2:08.970	19.721	Lap 8																
913	2:14.496	6.339	51	2:10.831	24.086	2	2:08.019															
73	2:15.003	6.846	50	2:10.529	24.481	32	2:07.635	6.200														
5	2:16.384	8.227	5	2:09.388	25.035	1	2:07.156	6.989														
33	2:17.495	9.338	Lap 5																			
51	2:18.093	9.936	2	2:07.622		11	2:07.346	11.777	Lap 12													
15	2:18.237	10.080	32	2:07.377	5.881	9	2:07.854	12.572	2	2:07.623												
50	2:19.295	11.138	7	2:08.981	8.494	7	2:08.699	13.728	32	2:09.803	4.513											
21	2:21.092	12.935	1	2:08.930	8.501	14	2:08.780	14.059	1	2:09.678	4.600											
Lap 2																						
			11	2:07.643	8.653	913	2:08.382	14.663	11	2:10.608	6.025											
2	2:06.196		9	2:07.491	9.029	73	2:09.185	16.828	9	2:10.043	6.101											
32	2:08.166	4.097	14	2:07.782	9.723	33	2:08.718	20.420	14	2:08.843	6.386											
7	2:08.290	4.486	913	2:07.953	11.930	21	2:08.716	22.407	7	2:09.662	7.155											
14	2:08.094	4.590	73	2:08.211	13.648	15	2:09.115	24.882	913	2:09.433	7.696											
1	2:07.717	5.730	33	2:08.417	17.261	5	2:10.635	37.132	73	2:09.334	8.859											
11	2:08.036	6.198	21	2:08.343	19.508	Lap 9																
9	2:08.438	7.092	15	2:08.846	20.945	2	2:13.741															
913	2:09.072	9.215	51	2:09.917	26.381	32	2:10.827	3.286														
73	2:09.131	9.781	50	2:10.848	27.707	1	2:11.445	4.693														
5	2:09.709	11.740	5	2:10.656	28.069	11	2:08.960	6.996														
33	2:09.546	12.688	Lap 6																			
15	2:10.916	14.800	2	2:07.945		9	2:10.285	9.116														
21	2:08.194	14.933	32	2:07.472	5.408	7	2:09.478	9.465														
51	2:12.555	16.295	1	2:07.480	8.036	14	2:10.740	11.058														
50	2:11.542	16.484	7	2:09.392	9.941	913	2:12.537	13.459														
Lap 3																						
			11	2:09.299	10.007	73	2:11.262	14.349														
2	2:06.014		9	2:09.433	10.517	33	2:09.912	16.591														
32	2:08.154	6.237	14	2:09.212	10.990	21	2:09.996	18.662														
7	2:08.118	6.590	913	2:08.813	12.798	15	2:11.439	22.580														
1	2:07.555	7.271	73	2:08.503	14.206	5	2:12.058	35.449														
11	2:08.845	9.029	33	2:08.689	18.005	Lap 10																
9	2:08.851	9.929	21	2:08.331	19.894	2	2:56.351															
14	2:11.613	10.189	15	2:08.910	21.910	32	2:53.525	0.460														
913	2:07.859	11.060	51	2:10.616	29.052	1	2:52.509	0.851														
73	2:07.929	11.696	50	2:10.057	29.819	11	2:50.822	1.467														
33	2:09.149	15.823	5	2:10.696	30.820	9	2:49.152	1.917														
21	2:08.715	17.634	Lap 7																			
15	2:09.663	18.449	2	2:06.964		7	2:49.359	2.473														
51	2:10.672	20.953	32	2:08.140	6.584	14	2:48.125	2.832														
50	2:11.180	21.650	1	2:06.780	7.852	913	2:46.923	4.031														
5	2:17.619	23.345	11	2:09.407	12.450	73	2:46.726	4.724														
Lap 4																						
			9	2:09.184	12.737	33	2:45.689	5.929														
2	2:07.698		7	2:10.071	13.048	21	2:44.117	6.428														
32	2:07.587	6.126	14	2:09.272	13.298	15	2:41.916	8.145														
7	2:08.243	7.135	913	2:08.466	14.300	5	2:30.606	9.704														
Lap 11																						
						2	2:07.120															
						32	2:08.993	2.333														



Porsche GT3 Cup Challenge

6 Hours of Bahrain

Race 2

Analysis

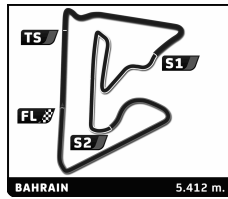
■ Personal Best
 ■ Session Best
 ■ B Crossing the finish line in pit lane

Lap	Time	Sector 1	Sector 2	Sector 3	Kph	Elapsed	Lap	Time	Sector 1	Sector 2	Sector 3	Kph	Elapsed	
1	Zaid ASHKANANI KWT							9	2:09.478				150.5	19:21.821
	Al Nabooda Racing Porsche GT3 Cup (991)							10	2:49.359				115.0	22:11.180
1	2:12.366	44.395	47.583	40.388	147.2	2:12.366	11	2:09.763				150.1	24:20.943	
2	2:07.717	40.636	46.707	40.374	152.5	4:20.083	12	2:09.662				150.3	26:30.605	
3	2:07.555	40.070	47.246	40.239	152.7	6:27.638								
4	2:07.620	39.810	47.034	40.776	152.7	8:35.258								
5	2:08.930	40.730	46.884	41.316	151.1	10:44.188								
6	2:07.480	40.614	46.695	40.171	152.8	12:51.668								
7	2:06.780	39.897	46.510	40.373	153.7	14:58.448								
8	2:07.156	40.258	46.641	40.257	153.2	17:05.604								
9	2:11.445	40.054	47.695	43.696	148.2	19:17.049								
10	2:52.509	53.844	1:04.328	54.337	112.9	22:09.558								
11	2:08.814	40.553	47.670	40.591	151.3	24:18.372								
12	2:09.678	40.581	48.432	40.665	150.2	26:28.050								
2	Jeffrey SCHMIDT ARE							9	Saeed AL MEHAIRI ARE					
	Al Nabooda Racing Porsche GT3 Cup (991)								Sky Dive Dubai Falcons Porsche GT3 Cup (991)					
1	2:08.157	41.739	46.279	40.139	152.0	2:08.157	1	2:13.007	44.501	47.962	40.544	146.5	2:13.007	
2	2:06.196	39.753	46.043	40.400	154.4	4:14.353	2	2:08.438	40.631	47.139	40.668	151.7	4:21.445	
3	2:06.014	39.625	46.235	40.154	154.6	6:20.367	3	2:08.851	40.131	47.316	41.404	151.2	6:30.296	
4	2:07.698	39.939	46.887	40.872	152.6	8:28.065	4	2:06.929	39.957	46.716	40.256	153.5	8:37.225	
5	2:07.622	40.459	46.590	40.573	152.7	10:35.687	5	2:07.491	39.762	47.116	40.613	152.8	10:44.716	
6	2:07.945	40.634	46.848	40.463	152.3	12:43.632	6	2:09.433	41.791	47.196	40.446	150.5	12:54.149	
7	2:06.964	39.935	46.605	40.424	153.5	14:50.596	7	2:09.184	40.223	47.523	41.438	150.8	15:03.333	
8	2:08.019	40.292	46.813	40.914	152.2	16:58.615	8	2:07.854	40.341	46.927	40.586	152.4	17:11.187	
9	2:13.741	40.662	49.973	43.106	145.7	19:12.356	9	2:10.285	39.865	47.389	43.031	149.5	19:21.472	
10	2:56.351	56.756	1:04.502	55.093	110.5	22:08.707	10	2:49.152	51.328	1:03.583	54.241	115.2	22:10.624	
11	2:07.120	40.105	46.603	40.412	153.3	24:15.827	11	2:08.884	40.504	47.727	40.653	151.2	24:19.508	
12	2:07.623	40.124	46.724	40.775	152.7	26:23.450	12	2:10.043	40.298	48.153	41.592	149.8	26:29.551	
5	Jaber AL KHALIFA BHR							11	Hasher AL MAKTOUM ARE					
	Team Bahrain Porsche GT3 Cup (991)								Sky Dive Dubai Falcons Porsche GT3 Cup (991)					
1	2:16.384	46.631	48.625	41.128	142.9	2:16.384	1	2:12.515	44.232	47.346	40.937	147.0	2:12.515	
2	2:09.709	41.018	47.536	41.155	150.2	4:26.093	2	2:08.036	40.837	46.904	40.295	152.2	4:20.551	
3	2:17.619	40.846	47.450	49.323	141.6	6:43.712	3	2:08.845	39.993	47.798	41.054	151.2	6:29.396	
4	2:09.388	40.912	47.265	41.211	150.6	8:53.100	4	2:07.301	40.006	46.862	40.433	153.0	8:36.697	
5	2:10.656	41.321	47.963	41.372	149.1	11:03.756	5	2:07.643	39.831	46.805	41.007	152.6	10:44.340	
6	2:10.696	41.223	47.961	41.512	149.1	13:14.452	6	2:09.299	41.826	46.777	40.696	150.7	12:53.639	
7	2:10.660	40.863	48.163	41.634	149.1	15:25.112	7	2:09.407	40.953	47.261	41.193	150.6	15:03.046	
8	2:10.635	40.743	48.261	41.631	149.1	17:35.747	8	2:07.346	39.886	46.795	40.665	153.0	17:10.392	
9	2:12.058	41.055	49.302	41.701	147.5	19:47.805	9	2:08.960	39.970	47.582	41.408	151.1	19:19.352	
10	2:30.606	41.277	56.095	53.234	129.4	22:18.411	10	2:50.822	52.448	1:03.908	54.466	114.1	22:10.174	
11	2:11.342	41.517	48.394	41.431	148.3	24:29.753	11	2:08.693	40.506	47.479	40.708	151.4	24:18.867	
12	2:10.439	41.035	48.036	41.368	149.4	26:40.192	12	2:10.608	40.302	48.969	41.337	149.2	26:29.475	
7	Abdulaziz AL FAISAL SAU							14	Charlie FRIJNS NLD					
	Al Faisal Racing Porsche GT3 Cup (991)								Frijns Structural Steel ME Porsche GT3 Cup (991)					
1	2:10.549				149.2	2:10.549	1	2:10.849	43.141	47.306	40.402	148.9	2:10.849	
2	2:08.290				151.9	4:18.839	2	2:08.094	40.208	47.275	40.611	152.1	4:18.943	
3	2:08.118				152.1	6:26.957	3	2:11.613	41.240	48.151	42.222	148.0	6:30.556	
4	2:08.243				151.9	8:35.200	4	2:07.072	40.053	46.637	40.382	153.3	8:37.628	
5	2:08.981				151.1	10:44.181	5	2:07.782	40.273	46.521	40.988	152.5	10:45.410	
6	2:09.392				150.6	12:53.573	6	2:09.212	41.230	47.296	40.686	150.8	12:54.622	
7	2:10.071				149.8	15:03.644	7	2:09.272	40.309	47.662	41.301	150.7	15:03.894	
8	2:08.699				151.4	17:12.343	8	2:08.780	40.572	47.152	41.056	151.3	17:12.674	
							9	2:10.740	40.078	48.097	42.565	149.0	19:23.414	
							10	2:48.125	51.232	1:03.725	53.168	115.9	22:11.539	
							11	2:09.454	40.603	47.633	41.218	150.5	24:20.993	
							12	2:08.843	40.540	46.902	41.401	151.2	26:29.836	
15	Rob FRIJNS NLD													
	Frijns Structural Steel ME Porsche GT3 Cup (991)													
1	2:18.237				48.030	2:18.237	1	2:18.237	48.030	48.655	41.552	140.9	2:18.237	
2	2:10.916				41.634	4:29.153	2	2:10.916	41.634	47.676	41.606	148.8	4:29.153	
3	2:09.663				41.130	6:38.816	3	2:09.663	41.130	47.532	41.001	150.3	6:38.816	
4	2:08.970				40.415	8:47.786	4	2:08.970	40.415	47.343	41.212	151.1	8:47.786	

PORSCHE

GT3 CUP CHALLENGE

MIDDLE EAST



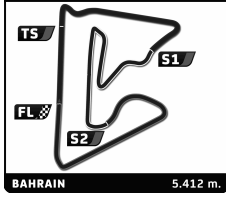
Porsche GT3 Cup Challenge

6 Hours of Bahrain

Race 2

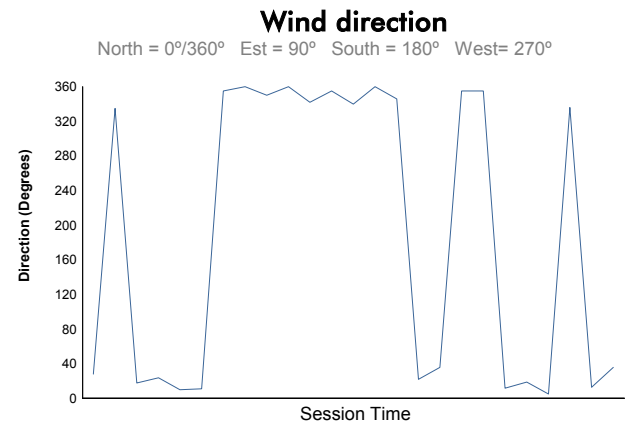
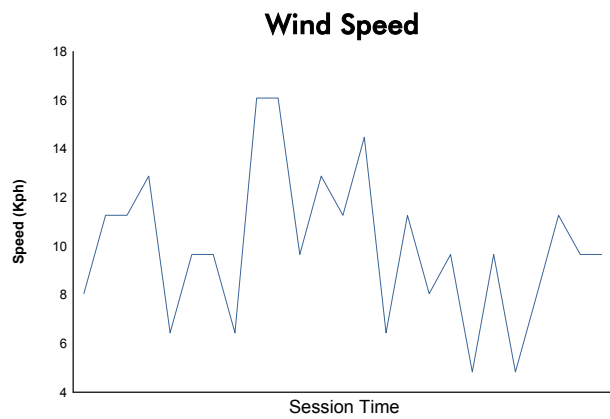
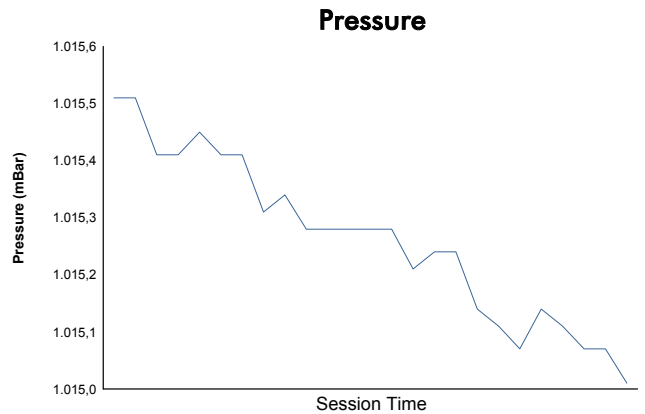
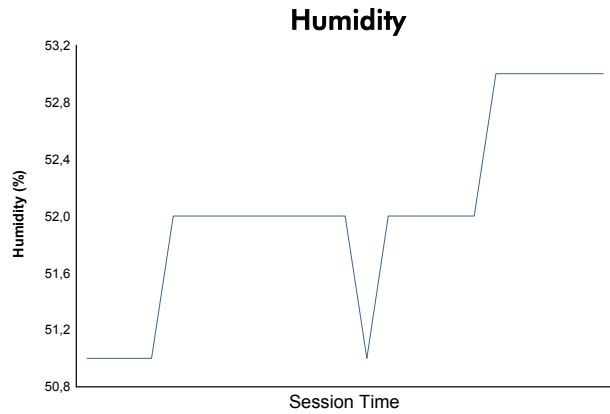
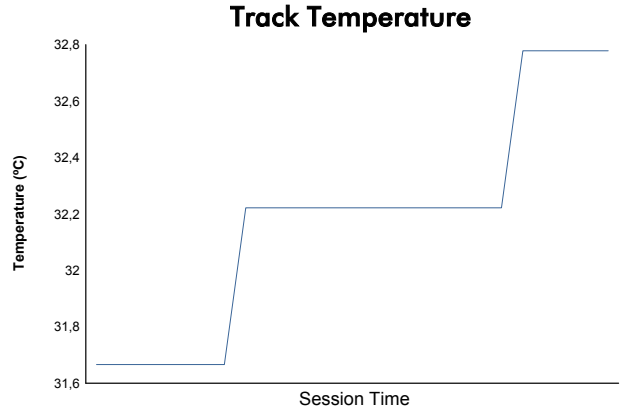
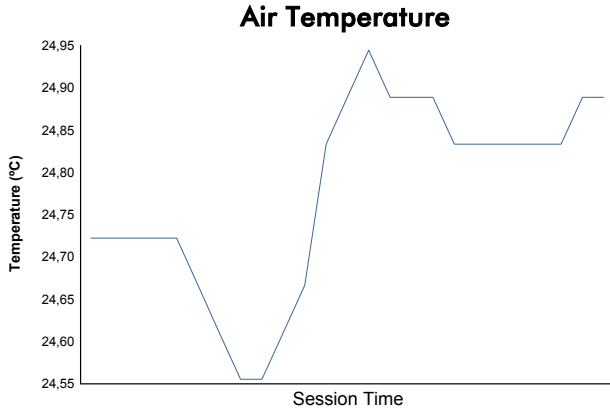
Analysis

												■ Personal Best	■ Session Best	■ Crossing the finish line in pit lane		
Lap	Time	Sector 1	Sector 2	Sector 3	Kph	Elapsed	Lap	Time	Sector 1	Sector 2	Sector 3	Kph	Elapsed			
21 Magnus ÖHMAN SWE																
Mtech Porsche GT3 Cup (991)																
1	2:21.092	45.719	54.176	41.197	138.1	2:21.092										
2	2:08.194	40.270	46.935	40.989	152.0	4:29.286										
3	2:08.715	40.433	47.259	41.023	151.4	6:38.001										
4	2:08.851	40.726	47.434	40.691	151.2	8:46.852										
5	2:08.343	40.178	47.320	40.845	151.8	10:55.195										
6	2:08.331	40.347	47.031	40.953	151.8	13:03.526										
7	2:08.780	40.112	47.692	40.976	151.3	15:12.306										
8	2:08.716	40.402	47.391	40.923	151.4	17:21.022										
9	2:09.996	40.316	48.277	41.403	149.9	19:31.018										
10	2:44.117	47.246	1:04.868	52.003	118.7	22:15.135										
11	2:10.242	41.042	48.189	41.011	149.6	24:25.377										
12	2:08.765	40.466	47.381	40.918	151.3	26:34.142										
51 Hannes WAIMER ARE																
Team TCE Porsche GT3 Cup (991)																
1	2:18.093	47.133	48.642	42.318	141.1	2:18.093										
2	2:12.555	42.241	47.868	42.446	147.0	4:30.648										
3	2:10.672	40.815	48.605	41.252	149.1	6:41.320										
4	2:10.831	41.309	47.938	41.584	148.9	8:52.151										
5	2:09.917	40.474	47.860	41.583	150.0	11:02.068										
6	2:10.616	41.049	47.938	41.629	149.2	13:12.684										
7	2:10.362	40.778	47.975	41.609	149.5	15:23.046										
73 Saud AL FAISAL SAU																
Al Faisal Racing Porsche GT3 Cup (991)																
1	2:15.003	45.931	48.408	40.664	144.3	2:15.003										
2	2:09.131	40.975	47.255	40.901	150.9	4:24.134										
3	2:07.929	40.114	46.950	40.865	152.3	6:32.063										
4	2:09.061	40.791	47.105	41.165	151.0	8:41.124										
5	2:08.211	40.408	46.994	40.809	152.0	10:49.335										
6	2:08.503	40.284	47.166	41.053	151.6	12:57.838										
7	2:08.420	40.266	46.996	41.158	151.7	15:06.258										
8	2:09.185	40.720	47.458	41.007	150.8	17:15.443										
9	2:11.262	40.472	47.527	43.263	148.4	19:26.705										
10	2:46.726	50.180	1:04.355	52.191	116.9	22:13.431										
11	2:09.544	40.702	47.771	41.071	150.4	24:22.975										
12	2:09.334	40.736	47.364	41.234	150.6	26:32.309										
913 Wolfgang TRILLER DEU																
TriSpa Racing Porsche GT3 Cup (991)																
1	2:14.496	45.858	47.822	40.816	144.9	2:14.496										
2	2:09.072	40.972	47.024	41.076	150.9	4:23.568										
3	2:07.859	40.211	47.062	40.586	152.4	6:31.427										
4	2:08.237	40.271	47.062	40.904	151.9	8:39.664										
5	2:07.953	40.202	46.869	40.882	152.3	10:47.617										
6	2:08.813	40.526	47.193	41.094	151.3	12:56.430										
7	2:08.466	40.372	47.332	40.762	151.7	15:04.896										
8	2:08.382	40.356	46.983	41.043	151.8	17:13.278										
9	2:12.537	40.513	47.768	44.256	147.0	19:25.815										
10	2:46.923	50.216	1:04.075	52.632	116.7	22:12.738										
11	2:08.975	40.713	47.441	40.821	151.1	24:21.713										
12	2:09.433	40.744	47.503	41.186	150.5	26:31.146										
32 Ryan CULLEN IRL																
Cullen Motorsport Porsche GT3 Cup (991)																
1	2:10.284	42.593	47.251	40.440	149.5	2:10.284										
2	2:08.166	40.198	47.221	40.747	152.0	4:18.450										
3	2:08.154	40.124	47.325	40.705	152.0	6:26.604										
4	2:07.587	39.947	47.077	40.563	152.7	8:34.191										
5	2:07.377	39.940	46.720	40.717	153.0	10:41.568										
6	2:07.472	40.006	46.805	40.661	152.8	12:49.040										
7	2:08.140	40.125	47.154	40.861	152.0	14:57.180										
8	2:07.635	39.964	46.952	40.719	152.6	17:04.815										
9	2:10.827	40.271	47.620	42.936	148.9	19:15.642										
10	2:53.525	54.178	1:04.269	55.078	112.3	22:09.167										
11	2:08.993	40.552	47.667	40.774	151.0	24:18.160										
12	2:09.803	40.589	47.962	41.252	150.1	26:27.963										
33 Isa AL KHALIFA BHR																
Team Bahrain Porsche GT3 Cup (991)																
1	2:17.495	47.798	48.349	41.348	141.7	2:17.495										
2	2:09.546	41.602	47.009	40.935	150.4	4:27.041										
3	2:09.149	40.760	47.191	41.198	150.9	6:36.190										
4	2:08.341	40.361	47.063	40.917	151.8	8:44.531										
5	2:08.417	40.599	46.961	40.857	151.7	10:52.948										
6	2:08.689	40.517	47.026	41.146	151.4	13:01.637										
7	2:08.680	40.486	47.338	40.856	151.4	15:10.317										
8	2:08.718	40.556	47.164	40.998	151.4	17:19.035										
9	2:09.912	40.819	47.547	41.546	150.0	19:28.947										
10	2:45.689	48.813	1:04.556	52.320	117.6	22:14.636										
11	2:11.394	41.538	48.799	41.057	148.3	24:26.030										
12	2:08.943	40.602	47.239	41.102	151.1	26:34.973										
50 Fawaz ALGOSAIBI SAU																
ClassicArabia Racing Porsche GT3 Cup (991)																



6 Hours of Bahrain
Porsche GT3 Cup Challenge
Race 2

Weather Report



Track Status: **DRY**