

## 6 Hours of Bahrain

### Porsche GT3 Cup Challenge

#### Race 1 (12 laps, 64,9 km. / Max. 30')

#### Provisional Classification

Drivers	Nat	Team	Vehicle	Class	Laps	Total Time	Gap	Kph	Best Lap		
									Lap	Time	Kph
1 2 Jeffrey SCHMIDT	ARE	Al Nabooda Racing	Porsche GT3 Cup (991)	G	12	<b>25:27.142</b>	-	153.1	5	<b>2:05.979</b>	154.7
2 32 Ryan CULLEN	IRL	Cullen Motorsport	Porsche GT3 Cup (991)	G	12	<b>25:30.591</b>	+3.449	152.8	4	<b>2:06.207</b>	154.4
3 9 Saeed AL MEHAIRI	ARE	Sky Dive Dubai Falcons	Porsche GT3 Cup (991)	G	12	<b>25:31.087</b>	+3.945	152.7	3	<b>2:05.936</b>	154.7
4 11 Hasher AL MAKTOUM	ARE	Sky Dive Dubai Falcons	Porsche GT3 Cup (991)	G	12	<b>25:35.424</b>	+8.282	152.3	3	<b>2:06.720</b>	153.8
5 1 Zaid ASHKANANI	KWT	Al Nabooda Racing	Porsche GT3 Cup (991)	G	12	<b>25:36.037</b>	+8.895	152.2	4	<b>2:06.770</b>	153.7
6 913 Wolfgang TRILLER	DEU	TriSpa Racing	Porsche GT3 Cup (991)	S	12	<b>25:48.647</b>	+21.505	151.0	2	<b>2:07.125</b>	153.3
7 33 Isa AL KHALIFA	BHR	Team Bahrain	Porsche GT3 Cup (991)	S	12	<b>25:51.540</b>	+24.398	150.7	3	<b>2:07.019</b>	153.4
8 73 Saud AL FAISAL	SAU	Al Faisal Racing	Porsche GT3 Cup (991)	S	12	<b>25:51.912</b>	+24.770	150.7	5	<b>2:07.763</b>	152.5
9 7 Abdulaziz AL FAISAL	SAU	Al Faisal Racing	Porsche GT3 Cup (991)	G	12	<b>25:54.527</b>	+27.385	150.4	4	<b>2:07.245</b>	153.1
10 21 Magnus ÖHMANN	SWE	Mtech	Porsche GT3 Cup (991)	B	12	<b>26:02.428</b>	+35.286	149.6	6	<b>2:08.903</b>	151.1
11 51 Hannes WAIMER	ARE	Team TCE	Porsche GT3 Cup (991)	B	12	<b>26:06.875</b>	+39.733	149.2	6	<b>2:09.108</b>	150.9
12 5 Jaber AL KHALIFA	BHR	Team Bahrain	Porsche GT3 Cup (991)	B	12	<b>26:07.564</b>	+40.422	149.1	4	<b>2:08.754</b>	151.3
13 50 Fawaz ALGOSAIBI	SAU	ClassicArabia Racing	Porsche GT3 Cup (991)	B	12	<b>26:15.404</b>	+48.262	148.4	3	<b>2:09.383</b>	150.6
14 15 Rob FRIJNS	NLD	Frijns Structural Steel ME	Porsche GT3 Cup (991)	B	12	<b>26:34.082</b>	+1:06.940	146.7	4	<b>2:10.097</b>	149.8

#### Not classified:

14 Charlie FRIJNS

NLD Frijns Structural Steel ME Porsche GT3 Cup (991) G 1 **2:09.105**

#### Pole Position

C. FRIJNS **2:04.549** 156.4 Kph

#### Fastest Lap

Lap 3 Saeed AL MEHAIRI **2:05.936** 154.7 Kph

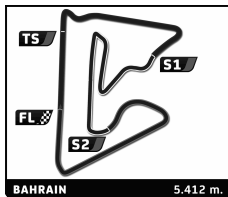
Published at .....

Track Status: **DRY**

<b>Race Director:</b>	<b>Timekeeper:</b>
-----------------------	--------------------

**PORSCHE**

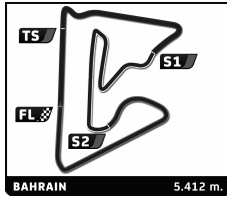
**GT3 CUP  
CHALLENGE**  
MIDDLE EAST



**Porsche GT3 Cup Challenge**  
6 Hours of Bahrain  
Race 1

Lap Chart

		LAP												
Nr	Pos	Grid	1	2	3	4	5	6	7	8	9	10	11	12
14	<b>1</b>	14	2	2	2	2	2	2	2	2	2	2	2	2
2	<b>2</b>	2	14	32	32	32	32	32	32	32	32	32	32	32
32	<b>3</b>	32	32	9	9	9	9	9	9	9	9	9	9	9
1	<b>4</b>	1	9	11	11	11	11	11	11	11	11	11	11	11
9	<b>5</b>	9	1	1	1	1	1	1	1	1	1	1	1	1
7	<b>6</b>	7	11	73	73	913	913	913	913	913	913	913	913	913
73	<b>7</b>	73	7	913	913	73	73	73	73	73	73	73	73	33
11	<b>8</b>	11	73	21	33	21	33	33	33	33	33	33	33	73
21	<b>9</b>	21	913	33	21	33	21	21	21	21	7	7	7	7
33	<b>10</b>	33	21	5	5	5	5	5	7	7	21	21	21	21
913	<b>11</b>	913	33	51	51	51	7	7	5	5	51	51	51	51
51	<b>12</b>	51	51	50	50	50	51	51	51	51	5	5	5	5
15	<b>13</b>	15	15	7	7	7	50	50	50	50	50	50	50	50
50	<b>14</b>	50	5	15	15	15	15	15	15	15	15	15	15	15
5	<b>15</b>	5	50											



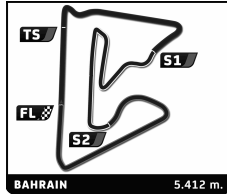
## Porsche GT3 Cup Challenge

6 Hours of Bahrain

Race 1

Best Sector Times

SECTOR 1			SECTOR 2		SECTOR 3		Pos	Driver	Ideal Lap	Best Lap
Pos	Driver	Time	Driver	Time	Driver	Time				
1	2 J.SCHMIDT	39.582	2 J.SCHMIDT	46.110	9 S.AL MEHAIRI	39.893	1	2 J.SCHMIDT	2'05.798	2:05.979 (2)
2	32 R.CULLEN	39.609	32 R.CULLEN	46.223	2 J.SCHMIDT	40.106	2	9 S.AL MEHAIRI	2'05.912	2:05.936 (1)
3	9 S.AL MEHAIRI	39.656	33 I.AL KHALIFA	46.326	32 R.CULLEN	40.175	3	32 R.CULLEN	2'06.007	2:06.207 (3)
4	1 Z.ASHKANANI	39.724	9 S.AL MEHAIRI	46.363	1 Z.ASHKANANI	40.182	4	1 Z.ASHKANANI	2'06.552	2:06.770 (5)
5	11 H.AL MAKTOUM	39.808	11 H.AL MAKTOUM	46.527	33 I.AL KHALIFA	40.273	5	11 H.AL MAKTOUM	2'06.635	2:06.720 (4)
6	7 A.AL FAISAL	39.854	7 A.AL FAISAL	46.529	14 C.FRIJNS	40.273	6	33 I.AL KHALIFA	2'06.704	2:07.019 (6)
7	73 S.AL FAISAL	39.952	913 W.TRILLER	46.571	11 H.AL MAKTOUM	40.300	7	7 A.AL FAISAL	2'06.733	2:07.245 (8)
8	33 I.AL KHALIFA	40.105	1 Z.ASHKANANI	46.646	7 A.AL FAISAL	40.350	8	913 W.TRILLER	2'07.061	2:07.125 (7)
9	913 W.TRILLER	40.110	14 C.FRIJNS	46.680	913 W.TRILLER	40.380	9	73 S.AL FAISAL	2'07.233	2:07.763 (9)
10	5 J.AL KHALIFA	40.221	73 S.AL FAISAL	46.750	73 S.AL FAISAL	40.531	10	14 C.FRIJNS	2'07.453	
11	21 M.ÖHMAN	40.322	51 H.WAIMER	47.376	5 J.AL KHALIFA	40.656	11	5 J.AL KHALIFA	2'08.300	2:08.754 (10)
12	51 H.WAIMER	40.366	5 J.AL KHALIFA	47.423	21 M.ÖHMAN	40.673	12	21 M.ÖHMAN	2'08.438	2:08.903 (11)
13	14 C.FRIJNS	40.500	21 M.ÖHMAN	47.443	51 H.WAIMER	40.849	13	51 H.WAIMER	2'08.591	2:09.108 (12)
14	50 F.ALGOSAIBI	40.623	50 F.ALGOSAIBI	47.708	50 F.ALGOSAIBI	40.909	14	50 F.ALGOSAIBI	2'09.240	2:09.383 (13)
15	15 R.FRIJNS	40.833	15 R.FRIJNS	47.810	15 R.FRIJNS	41.316	15	15 R.FRIJNS	2'09.959	2:10.097 (14)

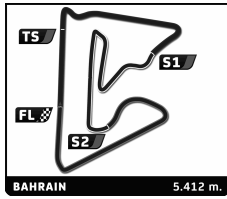
**PORSCHE****GT3 CUP  
CHALLENGE  
MIDDLE EAST****Porsche GT3 Cup Challenge**

6 Hours of Bahrain

After Race 1

Event maximum speed

Driver	Team	Car	Class	Top Speed	Lap	Session
7 Abdulaziz AL FAISAL	Al Faisal Racing	Porsche GT3 Cup (991)	G	<b>247.4</b>	10	Qualifying 1
9 Saeed AL MEHAIRI	Sky Dive Dubai Falcons	Porsche GT3 Cup (991)	G	<b>245.2</b>	11	Free Practice 1
73 Saud AL FAISAL	Al Faisal Racing	Porsche GT3 Cup (991)	S	<b>242.4</b>	11	Free Practice 2
32 Ryan CULLEN	Cullen Motorsport	Porsche GT3 Cup (991)	G	<b>240.3</b>	5	Qualifying 1
11 Hasher AL MAKTOUM	Sky Dive Dubai Falcons	Porsche GT3 Cup (991)	G	<b>239.7</b>	11	Free Practice 2
2 Jeffrey SCHMIDT	Al Nabooda Racing	Porsche GT3 Cup (991)	G	<b>239.2</b>	8	Free Practice 1
33 Isa AL KHALIFA	Team Bahrain	Porsche GT3 Cup (991)	S	<b>239.2</b>	4	Race 1
51 Hannes WAIMER	Team TCE	Porsche GT3 Cup (991)	B	<b>238.7</b>	4	Qualifying 2
1 Zaid ASHKANANI	Al Nabooda Racing	Porsche GT3 Cup (991)	G	<b>238.2</b>	4	Qualifying 1
14 Charlie FRUJNS	Frijns Structural Steel ME	Porsche GT3 Cup (991)	G	<b>238.2</b>	4	Qualifying 2
15 Rob FRUJNS	Frijns Structural Steel ME	Porsche GT3 Cup (991)	B	<b>237.6</b>	5	Race 1
913 Wolfgang TRILLER	TriSpa Racing	Porsche GT3 Cup (991)	S	<b>235.1</b>	12	Free Practice 1
50 Fawaz ALGOSAIBI	ClassicArabia Racing	Porsche GT3 Cup (991)	B	<b>234.0</b>	4	Qualifying 2
21 Magnus ÖHMAN	Mtech	Porsche GT3 Cup (991)	B	<b>233.0</b>	6	Qualifying 2
5 Jaber AL KHALIFA	Team Bahrain	Porsche GT3 Cup (991)	B	<b>227.6</b>	7	Free Practice 2



## Porsche GT3 Cup Challenge

6 Hours of Bahrain

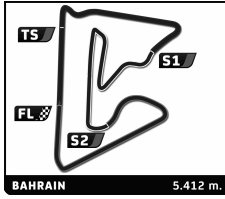
Race 1

Leader Sequence

Nr	Driver	Team	Car	Start Lap	End Lap	Laps	Total Laps
<b>B</b>							
21	Magnus ÖHMAN	Mtech	Porsche GT3 Cup (991)	1	12	12	12
<b>G</b>							
2	Jeffrey SCHMIDT	Al Nabooda Racing	Porsche GT3 Cup (991)	1	12	12	12
<b>S</b>							
73	Saud AL FAISAL	Al Faisal Racing	Porsche GT3 Cup (991)	1	3	3	3
913	Wolfgang TRILLER	TriSpa Racing	Porsche GT3 Cup (991)	4	12	9	9

**PORSCHE**

**GT3 CUP  
CHALLENGE**  
MIDDLE EAST



## Porsche GT3 Cup Challenge

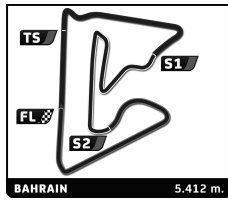
6 Hours of Bahrain

Race 1

### Fastest Lap Sequence

Practice Time	Driver	Team	Car	Class	Time	Kph	Lap
4:16.443	<b>2 Jeffrey SCHMIDT</b>	Al Nabooda Racing	Porsche GT3 Cup (991)	G	<b>2:07.451</b>	152.9	2
4:17.257	<b>32 Ryan CULLEN</b>	Cullen Motorsport	Porsche GT3 Cup (991)	G	<b>2:07.152</b>	153.2	2
4:22.185	<b>913 Wolfgang TRILLER</b>	TriSpa Racing	Porsche GT3 Cup (991)	S	<b>2:07.125</b>	153.3	2
6:22.524	<b>2 Jeffrey SCHMIDT</b>	Al Nabooda Racing	Porsche GT3 Cup (991)	G	<b>2:06.081</b>	154.5	3
6:25.011	<b>9 Saeed AL MEHAIRI</b>	Sky Dive Dubai Falcons	Porsche GT3 Cup (991)	G	<b>2:05.936</b>	154.7	3

**PORSCHE**  
**GT3 CUP**  
**CHALLENGE**  
MIDDLE EAST



**Porsche GT3 Cup Challenge**

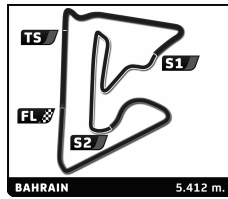
6 Hours of Bahrain

Race 1

Analysis by lap

Lapped

Nr	Lap Time	Gap	Nr	Lap Time	Gap	Nr	Lap Time	Gap	Nr	Lap Time	Gap	Nr	Lap Time	Gap
<b>Lap 1</b>			913	2:08.528	11.724	15	2:11.078	47.302	913	2:08.657	20.839			
			73	2:09.311	12.277				73	2:09.310	23.306			
2	2:08.992		21	2:09.159	15.121	<b>Lap 8</b>			33	2:09.411	23.765			
14	2:09.105	0.113	33	2:11.554	15.426	2	2:08.172		7	2:08.166	27.051			
32	2:10.105	1.113	5	2:08.754	17.224	32	2:06.962	3.274	21	2:09.960	31.037			
9	2:11.236	2.244	51	2:09.547	19.817	9	2:07.234	3.929	51	2:10.263	37.099			
1	2:11.252	2.260	50	2:10.043	21.200	11	2:07.265	6.354	5	2:10.044	37.934			
11	2:12.701	3.709	7	2:07.245	21.377	1	2:07.282	7.659	50	2:11.886	44.103			
7	2:12.922	3.930	15	2:10.097	34.638	913	2:08.469	16.992	15	2:12.539	102.538			
73	2:14.066	5.074	<b>Lap 5</b>			73	2:09.032	17.834	<b>Lap 12</b>					
913	2:15.060	6.068	2	2:05.979		33	2:07.732	18.577	2	2:08.042				
21	2:15.630	6.638	32	2:06.984	2.590	21	2:09.072	23.912	32	2:07.966	3.449			
33	2:16.026	7.034	9	2:06.620	2.971	7	2:08.400	24.744	9	2:07.614	3.945			
51	2:16.640	7.648	11	2:06.925	6.785	5	2:09.735	28.671	11	2:08.445	8.282			
15	2:17.614	8.622	1	2:07.057	8.451	51	2:09.548	29.345	1	2:08.298	8.895			
5	2:17.983	8.991	913	2:07.807	13.552	50	2:10.672	32.823	913	2:08.708	21.505			
50	2:18.521	9.529	73	2:07.763	14.061	15	2:10.752	49.882	33	2:08.675	24.398			
<b>Lap 2</b>			33	2:08.176	17.623	<b>Lap 9</b>			73	2:09.506	24.770			
2	2:07.451		21	2:09.955	19.097	2	2:07.404		7	2:08.376	27.385			
32	2:07.152	0.814	5	2:09.259	20.504	32	2:08.047	3.917	21	2:12.291	35.286			
9	2:07.839	2.632	7	2:07.826	23.224	9	2:07.817	4.342	51	2:10.676	39.733			
11	2:08.267	4.525	51	2:09.836	23.674	11	2:07.532	6.482	5	2:10.530	40.422			
1	2:10.591	5.400	50	2:09.761	24.982	1	2:07.461	7.716	50	2:12.201	48.262			
73	2:07.952	5.575	15	2:10.835	39.494	913	2:08.564	18.152	15	2:12.444	106.940			
913	2:07.125	5.742	<b>Lap 6</b>			73	2:08.373	18.803	<b>Lap 10</b>					
21	2:09.631	8.818	2	2:06.403		33	2:08.456	19.629	2	2:07.658				
33	2:09.459	9.042	32	2:07.546	3.733	7	2:08.245	25.585	32	2:07.018	3.277			
5	2:10.317	11.857	9	2:07.566	4.134	21	2:10.106	26.614	9	2:07.258	3.942			
51	2:12.711	12.908	11	2:07.145	7.527	51	2:09.769	31.710	11	2:08.171	6.995			
50	2:11.885	13.963	1	2:07.007	9.055	5	2:10.859	32.126	1	2:07.667	7.725			
7	2:17.623	14.102	913	2:08.385	15.534	50	2:10.664	36.083	913	2:08.843	19.337			
15	2:25.326	26.497	73	2:07.920	15.578	15	2:11.021	53.499	73	2:10.006	21.151			
<b>Lap 3</b>			33	2:07.119	18.339	<b>Lap 11</b>			33	2:09.538	21.509			
2	2:06.081		21	2:08.903	21.597	2	2:07.155		7	2:08.113	26.040			
32	2:06.753	1.486	5	2:09.687	23.788	32	2:07.018	3.277	21	2:09.276	28.232			
9	2:05.936	2.487	7	2:07.452	24.273	9	2:07.258	3.942	51	2:09.939	33.991			
11	2:06.720	5.164	51	2:09.108	26.379	11	2:08.171	6.995	5	2:10.577	35.045			
1	2:07.392	6.711	50	2:09.711	28.290	1	2:07.667	7.725	50	2:10.947	39.372			
73	2:09.580	9.074	15	2:10.830	43.921	913	2:08.843	19.337	15	2:11.313	57.154			
913	2:09.643	9.304	<b>Lap 7</b>			73	2:10.006	21.151	<b>Lap 11</b>					
33	2:07.019	9.980	2	2:07.697		33	2:09.538	21.509	2	2:07.155				
21	2:09.333	12.070	32	2:08.448	4.484	7	2:08.113	26.040	32	2:07.403	3.525			
5	2:08.802	14.578	9	2:08.430	4.867	21	2:09.276	28.232	9	2:07.586	4.373			
51	2:09.551	16.378	11	2:07.431	7.261	51	2:09.939	33.991	11	2:08.039	7.879			
50	2:09.383	17.265	1	2:07.191	8.549	5	2:10.577	35.045	1	2:08.069	8.639			
7	2:12.219	20.240	913	2:08.858	16.695	50	2:10.947	39.372						
15	2:10.233	30.649	73	2:09.093	16.974	15	2:11.313	57.154						
<b>Lap 4</b>			33	2:08.375	19.017	<b>Lap 11</b>								
2	2:06.108		21	2:09.112	23.012	2	2:07.155							
32	2:06.207	1.585	7	2:07.940	24.516	32	2:07.403	3.525						
9	2:05.951	2.330	5	2:11.017	27.108	9	2:07.586	4.373						
11	2:06.783	5.839	51	2:09.287	27.969	11	2:08.039	7.879						
1	2:06.770	7.373	50	2:09.730	30.323	1	2:08.069	8.639						



# Porsche GT3 Cup Challenge

## 6 Hours of Bahrain

### Race 1

### Analysis

■ Personal Best   
 ■ Session Best   
 ■ Crossing the finish line in pit lane

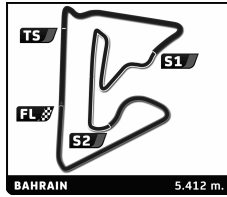
Lap	Time	Sector 1	Sector 2	Sector 3	Kph	Elapsed	Lap	Time	Sector 1	Sector 2	Sector 3	Kph	Elapsed
<b>1</b>	<b>Zaid ASHKANANI</b> KWT												
Al Nabooda Racing						Porsche GT3 Cup (991)							
1	2:11.252	42.827	47.484	40.941	148.4	2:11.252	9	2:08.245	40.048	47.485	40.712	151.9	19:29.872
2	2:10.591	40.389	47.440	42.762	149.2	4:21.843	10	2:08.113	40.224	47.201	40.688	152.1	21:37.985
3	2:07.392	40.340	46.870	40.182	152.9	6:29.235	11	2:08.166	40.454	47.060	40.652	152.0	23:46.151
4	2:06.770	39.724	46.646	40.400	153.7	8:36.005	12	2:08.376	40.751	46.969	40.656	151.8	25:54.527
5	2:07.057	39.859	46.751	40.447	153.3	10:43.062							
6	2:07.007	39.851	46.708	40.448	153.4	12:50.069							
7	2:07.191	39.864	46.845	40.482	153.2	14:57.260							
8	2:07.282	40.029	46.832	40.421	153.1	17:04.542							
9	2:07.461	39.962	46.980	40.519	152.9	19:12.003							
10	2:07.667	40.275	46.904	40.488	152.6	21:19.670							
11	2:08.069	40.028	47.237	40.804	152.1	23:27.739							
12	2:08.298	40.051	47.267	40.980	151.9	25:36.037							
<b>2</b>	<b>Jeffrey SCHMIDT</b> ARE												
Al Nabooda Racing						Porsche GT3 Cup (991)							
1	2:08.992	42.009	46.550	40.433	151.0	2:08.992							
2	2:07.451	40.453	46.762	40.236	152.9	4:16.443							
3	2:06.081	39.807	46.110	40.164	154.5	6:22.524							
4	2:06.108	39.777	46.225	40.106	154.5	8:28.632							
5	2:05.979	39.582	46.169	40.228	154.7	10:34.611							
6	2:06.403	39.695	46.384	40.324	154.1	12:41.014							
7	2:07.697	40.103	46.773	40.821	152.6	14:48.711							
8	2:08.172	40.491	47.083	40.598	152.0	16:56.883							
9	2:07.404	40.005	46.821	40.578	152.9	19:04.287							
10	2:07.658	40.132	46.989	40.537	152.6	21:11.945							
11	2:07.155	39.759	46.919	40.477	153.2	23:19.100							
12	2:08.042	39.953	47.101	40.948	152.2	25:27.142							
<b>5</b>	<b>Jaber AL KHALIFA</b> BHR												
Team Bahrain						Porsche GT3 Cup (991)							
1	2:17.983	48.320	48.650	41.013	141.2	2:17.983							
2	2:10.317	41.988	47.635	40.694	149.5	4:28.300							
3	2:08.802	40.221	47.556	41.025	151.3	6:37.102							
4	2:08.754	40.675	47.423	40.656	151.3	8:45.856							
5	2:09.259	40.673	47.449	41.137	150.7	10:55.115							
6	2:09.687	40.502	47.934	41.251	150.2	13:04.802							
7	2:11.017	41.969	47.779	41.269	148.7	15:15.819							
8	2:09.735	40.868	47.859	41.008	150.2	17:25.554							
9	2:10.859	40.766	48.506	41.587	148.9	19:36.413							
10	2:10.577	41.029	48.230	41.318	149.2	21:46.990							
11	2:10.044	40.673	47.803	41.568	149.8	23:57.034							
12	2:10.530	40.697	48.497	41.336	149.3	26:07.564							
<b>7</b>	<b>Abdulaziz AL FAISAL</b> SAU												
Al Faisal Racing						Porsche GT3 Cup (991)							
1	2:12.922	45.293	47.110	40.519	146.6	2:12.922							
2	2:17.623	49.875	46.589	41.159	141.6	4:30.545							
3	2:12.219	45.340	46.529	40.350	147.4	6:42.764							
4	2:07.245	39.984	46.578	40.683	153.1	8:50.009							
5	2:07.826	39.854	46.750	41.222	152.4	10:57.835							
6	2:07.452	40.099	46.901	40.452	152.9	13:05.287							
7	2:07.940	40.511	46.694	40.735	152.3	15:13.227							
8	2:08.400	40.553	46.921	40.926	151.7	17:21.627							
<b>9</b>	<b>Saeed AL MEHAIRI</b> ARE												
Sky Dive Dubai Falcons						Porsche GT3 Cup (991)							
1	2:11.236	43.093	47.520	40.623	148.5	2:11.236							
2	2:07.839	40.415	47.513	39.911	152.4	4:19.075							
3	2:05.936	39.667	46.376	39.893	154.7	6:25.011							
4	2:05.951	39.656	46.363	39.932	154.7	8:30.962							
5	2:06.620	39.692	46.631	40.297	153.9	10:37.582							
6	2:07.566	40.104	47.108	40.354	152.7	12:45.148							
7	2:08.430	39.964	47.138	41.328	151.7	14:53.578							
8	2:07.234	40.118	46.701	40.415	153.1	17:00.812							
9	2:07.817	39.812	47.104	40.901	152.4	19:08.629							
10	2:07.258	39.972	46.836	40.450	153.1	21:15.887							
11	2:07.586	39.851	47.020	40.715	152.7	23:23.473							
12	2:07.614	40.069	46.828	40.717	152.7	25:31.087							
<b>11</b>	<b>Hasher AL MAKTOUM</b> ARE												
Sky Dive Dubai Falcons						Porsche GT3 Cup (991)							
1	2:12.701	44.774	47.355	40.572	146.8	2:12.701							
2	2:08.267	40.126	46.857	41.284	151.9	4:20.968							
3	2:06.720	39.865	46.527	40.328	153.8	6:27.688							
4	2:06.783	39.906	46.535	40.342	153.7	8:34.471							
5	2:06.925	39.953	46.672	40.300	153.5	10:41.396							
6	2:07.145	40.010	46.589	40.546	153.2	12:48.541							
7	2:07.431	39.998	46.690	40.743	152.9	14:55.972							
8	2:07.265	39.808	46.895	40.562	153.1	17:03.237							
9	2:07.532	39.899	47.013	40.620	152.8	19:10.769							
10	2:08.171	40.110	47.263	40.798	152.0	21:18.940							
11	2:08.039	40.090	47.196	40.753	152.2	23:26.979							
12	2:08.445	40.174	47.371	40.900	151.7	25:35.424							
<b>14</b>	<b>Charlie FRIJNS</b> NLD												
Frijns Structural Steel ME						Porsche GT3 Cup (991)							
1	2:09.105	42.152	46.680	40.273	150.9	2:09.105							
<b>15</b>	<b>Rob FRIJNS</b> NLD												
Frijns Structural Steel ME						Porsche GT3 Cup (991)							
1	2:17.614	47.600	48.595	41.419	141.6	2:17.614							
2	2:25.326	54.452	49.246	41.628	134.1	4:42.940							
3	2:10.233	40.965	47.810	41.458	149.6	6:53.173							
4	2:10.097	40.873	47.908	41.316	149.8	9:03.270							
5	2:10.835	41.296	48.129	41.410	148.9	11:14.105							
6	2:10.830	41.237	48.165	41.428	148.9	13:24.935							
7	2:11.078	40.833	48.704	41.541	148.6	15:36.013							
8	2:10.752	41.228	48.142	41.382	149.0	17:46.765							
9	2:11.021	41.333	48.067	41.621	148.7	19:57.786							
10	2:11.313	41.226	48.375	41.712	148.4	22:09.099							
11	2:12.539	41.042	49.211	42.286	147.0	24:21.638							
12	2:12.444	41.360	48.810	42.274	147.1	26:34.082							



# PORSCHE

## GT3 CUP CHALLENGE

### MIDDLE EAST



## Porsche GT3 Cup Challenge

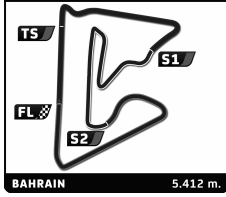
### 6 Hours of Bahrain

#### Race 1

#### Analysis

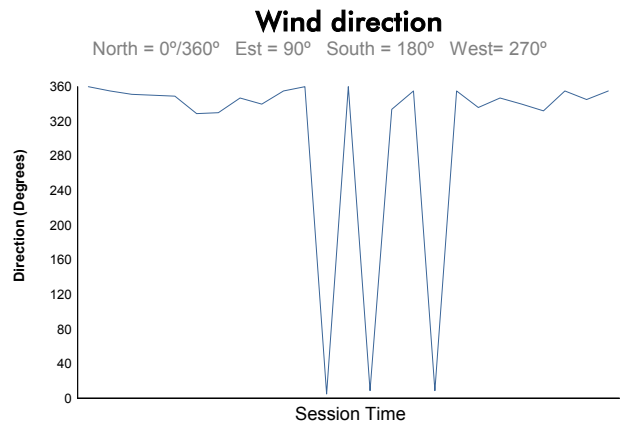
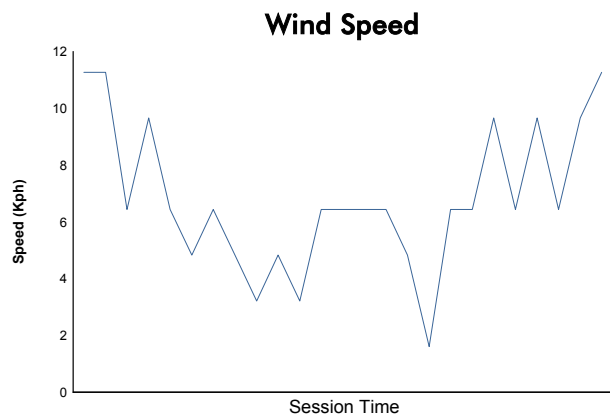
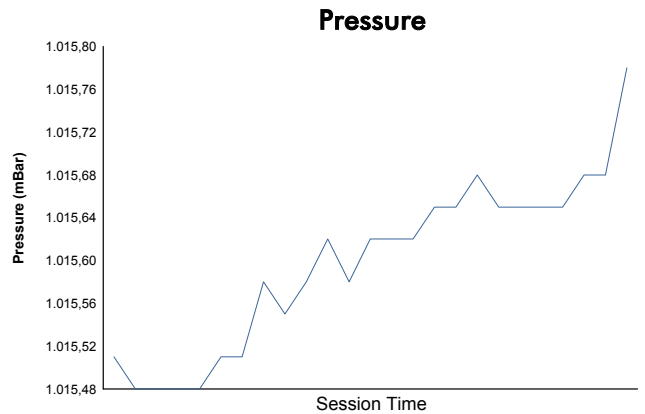
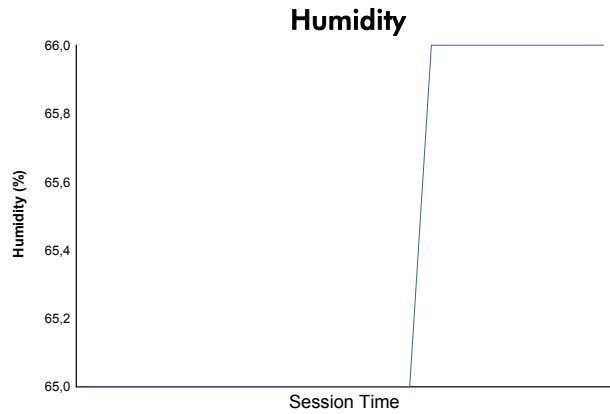
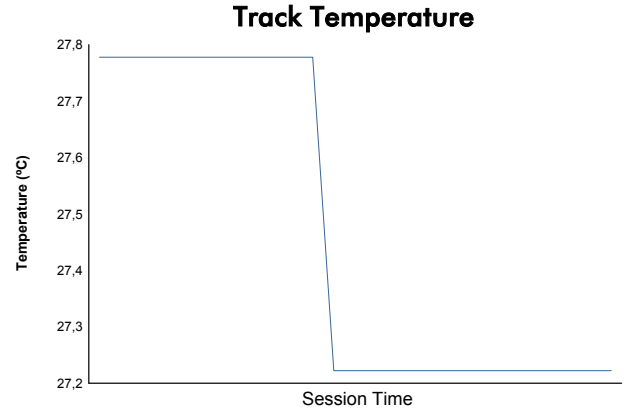
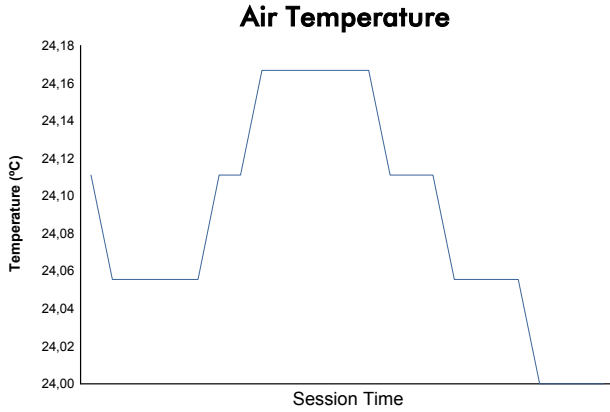
■ Personal Best   
 ■ Session Best   
 ■ Crossing the finish line in pit lane

Lap	Time	Sector 1	Sector 2	Sector 3	Kph	Elapsed	Lap	Time	Sector 1	Sector 2	Sector 3	Kph	Elapsed
<b>21</b> Magnus ÖHMAN <span style="float: right;">SWE</span>													
Mtech <span style="float: right;">Porsche GT3 Cup (991)</span>													
1	2:15.630	46.070	48.303	41.257	143.6	2:15.630	9	2:10.664	40.836	48.341	41.487	149.1	19:40.370
2	2:09.631	40.489	48.279	40.863	150.3	4:25.261	10	2:10.947	41.187	48.177	41.583	148.8	21:51.317
3	2:09.333	41.152	47.508	40.673	150.6	6:34.594	11	2:11.886	40.908	47.921	43.057	147.7	24:03.203
4	2:09.159	40.819	47.443	40.897	150.8	8:43.753	12	2:12.201	41.945	48.589	41.667	147.4	26:15.404
5	2:09.955	40.589	48.259	41.107	149.9	10:53.708							
6	2:08.903	40.322	47.499	41.082	151.1	13:02.611							
7	2:09.112	40.523	47.537	41.052	150.9	15:11.723							
8	2:09.072	40.357	47.695	41.020	150.9	17:20.795							
9	2:10.106	40.597	48.295	41.214	149.7	19:30.901							
10	2:09.276	40.621	47.643	41.012	150.7	21:40.177							
11	2:09.960	40.766	47.872	41.322	149.9	23:50.137							
12	2:12.291	41.118	49.182	41.991	147.3	26:02.428							
							<b>51</b> Hannes WAIMER <span style="float: right;">ARE</span>						
							Team TCE <span style="float: right;">Porsche GT3 Cup (991)</span>						
1	2:16.640	47.008	48.128	41.504	142.6	2:16.640							
2	2:12.711	43.713	47.925	41.073	146.8	4:29.351							
3	2:09.551	40.597	47.836	41.118	150.4	6:38.902							
4	2:09.547	40.714	47.684	41.149	150.4	8:48.449							
5	2:09.836	40.366	47.445	42.025	150.1	10:58.285							
6	2:09.108	40.883	47.376	40.849	150.9	13:07.393							
7	2:09.287	40.694	47.709	40.884	150.7	15:16.680							
8	2:09.548	40.681	47.707	41.160	150.4	17:26.228							
9	2:09.769	40.692	47.702	41.375	150.1	19:35.997							
10	2:09.939	40.593	47.974	41.372	149.9	21:45.936							
11	2:10.263	40.812	47.928	41.523	149.6	23:56.199							
12	2:10.676	40.934	48.086	41.656	149.1	26:06.875							
							<b>73</b> Saud AL FAISAL <span style="float: right;">SAU</span>						
							Al Faisal Racing <span style="float: right;">Porsche GT3 Cup (991)</span>						
1	2:14.066	44.940	48.349	40.777	145.3	2:14.066							
2	2:07.952	39.952	46.750	41.250	152.3	4:22.018							
3	2:09.580	41.005	47.788	40.787	150.4	6:31.598							
4	2:09.311	41.038	47.679	40.594	150.7	8:40.909							
5	2:07.763	40.193	47.039	40.531	152.5	10:48.672							
6	2:07.920	40.438	46.784	40.698	152.3	12:56.592							
7	2:09.093	40.945	47.335	40.813	150.9	15:05.685							
8	2:09.032	40.857	47.337	40.838	151.0	17:14.717							
9	2:08.373	40.496	47.135	40.742	151.8	19:23.090							
10	2:10.006	41.051	47.998	40.957	149.9	21:33.096							
11	2:09.310	40.478	47.483	41.349	150.7	23:42.406							
12	2:09.506	40.271	47.351	41.884	150.4	25:51.912							
							<b>913</b> Wolfgang TRILLER <span style="float: right;">DEU</span>						
							TriSpa Racing <span style="float: right;">Porsche GT3 Cup (991)</span>						
1	2:15.060	45.746	47.759	41.555	144.3	2:15.060							
2	2:07.125	40.153	46.571	40.401	153.3	4:22.185							
3	2:09.643	41.150	47.687	40.806	150.3	6:31.828							
4	2:08.528	41.052	47.096	40.380	151.6	8:40.356							
5	2:07.807	40.359	46.778	40.670	152.4	10:48.163							
6	2:08.385	40.110	47.081	41.194	151.8	12:56.548							
7	2:08.858	40.439	47.330	41.089	151.2	15:05.406							
8	2:08.469	40.464	47.238	40.767	151.7	17:13.875							
9	2:08.564	40.807	46.950	40.807	151.5	19:22.439							
10	2:08.843	40.551	47.342	40.950	151.2	21:31.282							
11	2:08.657	40.325	46.985	41.347	151.4	23:39.939							
12	2:08.708	40.415	47.105	41.188	151.4	25:48.647							
							<b>32</b> Ryan CULLEN <span style="float: right;">IRL</span>						
							Cullen Motorsport <span style="float: right;">Porsche GT3 Cup (991)</span>						
1	2:10.105	42.531	47.126	40.448	149.7	2:10.105							
2	2:07.152	39.952	46.884	40.316	153.2	4:17.257							
3	2:06.753	39.998	46.525	40.230	153.7	6:24.010							
4	2:06.207	39.809	46.223	40.175	154.4	8:30.217							
5	2:06.984	39.893	46.794	40.297	153.4	10:37.201							
6	2:07.546	40.262	46.920	40.364	152.8	12:44.747							
7	2:08.448	40.081	47.408	40.959	151.7	14:53.195							
8	2:06.962	39.885	46.543	40.534	153.5	17:00.157							
9	2:08.047	40.080	47.049	40.918	152.2	19:08.204							
10	2:07.018	39.609	46.829	40.580	153.4	21:15.222							
11	2:07.403	39.900	46.794	40.709	152.9	23:22.625							
12	2:07.966	40.114	46.989	40.863	152.3	25:30.591							
							<b>33</b> Isa AL KHALIFA <span style="float: right;">BHR</span>						
							Team Bahrain <span style="float: right;">Porsche GT3 Cup (991)</span>						
1	2:16.026	46.474	48.184	41.368	143.2	2:16.026							
2	2:09.459	40.570	48.291	40.598	150.5	4:25.485							
3	2:07.019	40.105	46.641	40.273	153.4	6:32.504							
4	2:11.554	43.833	46.919	40.802	148.1	8:44.058							
5	2:08.176	41.158	46.564	40.454	152.0	10:52.234							
6	2:07.119	40.279	46.326	40.514	153.3	12:59.353							
7	2:08.375	40.170	46.969	41.236	151.8	15:07.728							
8	2:07.732	40.413	46.855	40.464	152.5	17:15.460							
9	2:08.456	40.486	47.257	40.713	151.7	19:23.916							
10	2:09.538	40.666	47.887	40.985	150.4	21:33.454							
11	2:09.411	40.763	47.392	41.256	150.6	23:42.865							
12	2:08.675	40.425	47.275	40.975	151.4	25:51.540							
							<b>50</b> Fawaz ALGOSAIBI <span style="float: right;">SAU</span>						
							ClassicArabia Racing <span style="float: right;">Porsche GT3 Cup (991)</span>						
1	2:18.521	48.544	48.722	41.255	140.7	2:18.521							
2	2:11.885	42.115	48.340	41.430	147.7	4:30.406							
3	2:09.383	40.761	47.708	40.914	150.6	6:39.789							
4	2:10.043	41.037	47.917	41.089	149.8	8:49.832							
5	2:09.761	41.118	47.734	40.909	150.1	10:59.593							
6	2:09.711	40.623	48.072	41.016	150.2	13:09.304							
7	2:09.730	40.935	47.837	40.958	150.2	15:19.034							
8	2:10.672	40.812	48.104	41.756	149.1	17:29.706							



**6 Hours of Bahrain**  
Porsche GT3 Cup Challenge  
Race 1

Weather Report



Track Status: **DRY**