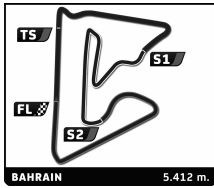


PORSCHE

**GT3 CUP
CHALLENGE
MIDDLE EAST**



6 HOURS OF BAHRAIN

Porsche GT3 Cup Challenge Middle East
Race 2 (12 laps, 64,9 km. / Max. 30')

Provisional Classification

Drivers	Nat	Team	Vehicle	Class	Laps	Total Time	Gap	Kph	Best Lap		
									Lap	Time	Kph
1 2 Clemens SCHMID	UAE	Al Nabooda Racing		Gold	12	25:08.195	-	155.0	2	2:04.717	156.2
2 1 Zaid ASHKANANI	KUW	BuZaid GT / Frijns		Gold	12	25:12.653	+4.458	154.6	2	2:04.966	155.9
3 14 Charlie FRIJNS	NED	BuZaid GT / Frijns		Gold	12	25:17.879	+9.684	154.0	2	2:05.145	155.7
4 11 Hasher AL MAKTOUM	UAE	Sky Dive Dubai Falcons		Silver	12	25:21.603	+13.408	153.7	4	2:05.511	155.2
5 12 Bandar ALESAYI	KSA	ClassicArabia Racing		Silver	12	25:24.077	+15.882	153.4	2	2:05.896	154.8
6 3 Ahmad AL HARTHY	OM	Al Nabooda Racing		Gold	12	25:31.519	+23.324	152.7	3	2:05.900	154.8
7 9 Saeed AL MEHAIRI	UAE	Sky Dive Dubai Falcons		Silver	12	25:33.408	+25.213	152.5	3	2:06.135	154.5
8 5 Raed RAFFII	BAH	Team Bahrain		Silver	12	25:34.198	+26.003	152.4	8	2:06.589	153.9
9 6 Mohammed MATTAR	BAH	Team Bahrain		Silver	12	25:34.858	+26.663	152.3	5	2:05.892	154.8
10 913 Wolfgang TRILLER	GER	TriSpa Racing		Bronze	12	25:42.144	+33.949	151.6	4	2:07.056	153.3
11 82 Mohammed JAWA	KSA	M-Team		Bronze	12	25:54.748	+46.553	150.4	4	2:08.371	151.8
12 15 Rob FRIJNS	NED	Frijns Structural Steel ME		Bronze	12	25:56.566	+48.371	150.2	4	2:08.596	151.5
13 21 Magnus ÖHMAN	SWE	Mtech		Bronze	12	26:06.618	+58.423	149.2	2	2:09.253	150.7
14 50 Fawaz ALGOSAIBI	KSA	ClassicArabia Racing		Bronze	12	26:07.234	+59.039	149.2	5	2:09.227	150.8
15 4 Alain MURAOUR	FRA			Bronze	12	26:31.127	+1:22.932	146.9	3	2:10.697	149.1

Pole Position		C. SCHMID	2:03.786	157.4 Kph
Fastest Lap	Lap 2	Clemens SCHMID	2:04.717	156.2 Kph

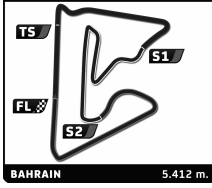
Published at:

Track Status: **DRY**

Race Director:	Timekeeper:
-----------------------	--------------------

PORSCHE

**GT3 CUP
CHALLENGE
MIDDLE EAST**



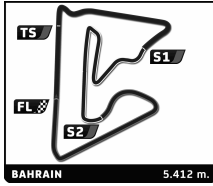
Porsche GT3 Cup Challenge Middle East

6 HOURS OF BAHRAIN

Race 2

Lap Chart

		LAP												
Nr	Pos	Grid	1	2	3	4	5	6	7	8	9	10	11	12
2	1	2	2	2	2	2	2	2	2	2	2	2	2	2
1	2	1	1	1	1	1	1	1	1	1	1	1	1	1
14	3	14	14	14	14	14	14	14	14	14	14	14	14	14
11	4	11	11	11	11	11	11	11	11	11	11	11	11	11
9	5	9	12	12	12	12	12	12	12	12	12	12	12	12
12	6	12	9	9	9	9	9	9	3	3	3	3	3	3
5	7	5	913	3	3	3	3	3	9	9	9	9	9	9
6	8	6	3	913	913	913	913	5	5	5	5	5	5	5
913	9	913	5	5	5	5	5	913	6	6	6	6	6	6
21	10	21	82	82	6	6	6	6	913	913	913	913	913	913
15	11	15	6	6	82	82	82	82	82	82	82	82	82	82
50	12	50	15	15	15	15	15	15	15	15	15	15	15	15
82	13	82	21	21	21	21	21	21	21	21	50	21	21	21
3	14	3	50	50	50	50	50	50	50	50	21	50	50	50
4	15	4	4	4	4	4	4	4	4	4	4	4	4	4

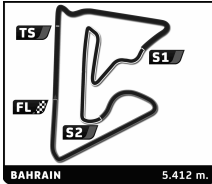
PORSCHE**GT3 CUP
CHALLENGE
MIDDLE EAST****Porsche GT3 Cup Challenge Middle East**

6 HOURS OF BAHRAIN

Race 2

Best Sector Times

SECTOR 1			SECTOR 2			SECTOR 3			Pos	Driver	Ideal Lap	Best Lap
Pos	Driver	Time	Driver	Time	Driver	Time						
1	2 C.SCHMID	39.502	2 C.SCHMID	45.503	14 C.FRIJNS	39.493	1	2 C.SCHMID	2'04.635	2:04.717	(1)	
2	14 C.FRIJNS	39.532	14 C.FRIJNS	45.638	1 Z.ASHKANANI	39.552	2	14 C.FRIJNS	2'04.663	2:05.145	(3)	
3	1 Z.ASHKANANI	39.535	1 Z.ASHKANANI	45.741	2 C.SCHMID	39.630	3	1 Z.ASHKANANI	2'04.828	2:04.966	(2)	
4	11 H.AL MAKTOUM	39.548	6 M.MATTAR	45.971	11 H.AL MAKTOUM	39.850	4	11 H.AL MAKTOUM	2'05.391	2:05.511	(4)	
5	12 B.ALESAYI	39.716	11 H.AL MAKTOUM	45.993	12 B.ALESAYI	39.870	5	12 B.ALESAYI	2'05.792	2:05.896	(6)	
6	3 A.AL HARTHY	39.731	3 A.AL HARTHY	46.126	3 A.AL HARTHY	40.043	6	6 M.MATTAR	2'05.861	2:05.892	(5)	
7	6 M.MATTAR	39.827	9 S.AL MEHAIRI	46.164	6 M.MATTAR	40.063	7	3 A.AL HARTHY	2'05.900	2:05.900	(7)	
8	9 S.AL MEHAIRI	39.854	5 R.RAFFII	46.191	9 S.AL MEHAIRI	40.094	8	9 S.AL MEHAIRI	2'06.112	2:06.135	(8)	
9	5 R.RAFFII	39.932	12 B.ALESAYI	46.206	5 R.RAFFII	40.216	9	5 R.RAFFII	2'06.339	2:06.589	(9)	
10	913 W.TRILLER	40.163	913 W.TRILLER	46.441	913 W.TRILLER	40.274	10	913 W.TRILLER	2'06.878	2:07.056	(10)	
11	15 R.FRIJNS	40.403	82 M.JAWA	46.902	82 M.JAWA	40.734	11	82 M.JAWA	2'08.113	2:08.371	(11)	
12	82 M.JAWA	40.477	15 R.FRIJNS	47.102	15 R.FRIJNS	40.797	12	15 R.FRIJNS	2'08.302	2:08.596	(12)	
13	50 F.ALGOSAIBI	40.695	50 F.ALGOSAIBI	47.278	21 M.ÖHMAN	41.015	13	21 M.ÖHMAN	2'08.995	2:09.253	(14)	
14	21 M.ÖHMAN	40.695	21 M.ÖHMAN	47.285	50 F.ALGOSAIBI	41.113	14	50 F.ALGOSAIBI	2'09.086	2:09.227	(13)	
15	4 A.MURAOUR	40.960	4 A.MURAOUR	48.098	4 A.MURAOUR	41.312	15	4 A.MURAOUR	2'10.370	2:10.697	(15)	

PORSCHE**GT3 CUP
CHALLENGE
MIDDLE EAST****Porsche GT3 Cup Challenge Middle East**

6 HOURS OF BAHRAIN

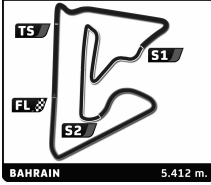
After Race 2

Event maximum speed

Driver	Team	Car	Class	Top Speed	Lap	Session
9 Saeed AL MEHAIRI	Sky Dive Dubai Falcons		Silver	247.4	5	Free Practice 2
11 Hasher AL MAKTOUM	Sky Dive Dubai Falcons		Silver	245.2	11	Free Practice 2
12 Bandar ALESAYI	ClassicArabia Racing		Silver	245.2	5	Free Practice 1
2 Clemens SCHMID	Al Nabooda Racing		Gold	244.1	4	Free Practice 1
1 Zaid ASHKANANI	BuZaid GT / Frijns		Gold	243.5	4	Qualifying 1
14 Charlie FRJNS	BuZaid GT / Frijns		Gold	241.3	4	Qualifying 1
50 Fawaz ALGOSAIBI	ClassicArabia Racing		Bronze	240.8	9	Qualifying 2
913 Wolfgang TRILLER	TriSpa Racing		Bronze	239.7	4	Free Practice 1
6 Mohammed MATTAR	Team Bahrain		Silver	238.7	11	Qualifying 1
3 Ahmad AL HARTHY	Al Nabooda Racing		Gold	238.2	12	Free Practice 1
21 Magnus ÖHMAN	Miech		Bronze	238.2	6	Race 1
82 Mohammed JAWA	M-Team		Bronze	238.2	4	Qualifying 1
5 Raed RAFFI	Team Bahrain		Silver	237.1	5	Qualifying 2
15 Rob FRJNS	Frijns Structural Steel ME		Bronze	235.1	11	Qualifying 2
4 Alain MURAOUR			Bronze	230.6	5	Race 1

PORSCHE

**GT3 CUP
CHALLENGE**
MIDDLE EAST



Porsche GT3 Cup Challenge Middle East

6 HOURS OF BAHRAIN

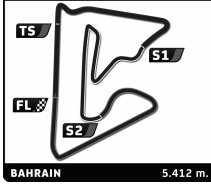
Race 2

Leader Sequence

Nr	Driver	Team	Car	Start Lap	End Lap	Total Laps	Total Laps
Bronze							
913	Wolfgang TRILLER	TriSpa Racing		1	12	12	12
Gold							
2	Clemens SCHMID	Al Nabooda Racing		1	12	12	12
Silver							
11	Hasher AL MAKTOUM	Sky Dive Dubai Falcons		1	12	12	12

PORSCHE

**GT3 CUP
CHALLENGE**
MIDDLE EAST



Porsche GT3 Cup Challenge Middle East

6 HOURS OF BAHRAIN

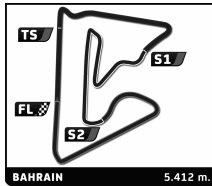
Race 2

Fastest Lap Sequence

Practice Time	Driver	Team	Car	Class	Time	Kph	Lap
4:11.322	2 Clemens SCHMID	Al Nabooda Racing		Gold	2:04.717	156.2	2

PORSCHE

**GT3 CUP
CHALLENGE
MIDDLE EAST**



Porsche GT3 Cup Challenge Middle East

6 HOURS OF BAHRAIN

Race 2

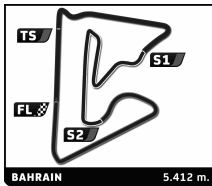
Analysis by lap

Lapped

Nr	Lap Time	Gap	Nr	Lap Time	Gap	Nr	Lap Time	Gap	Nr	Lap Time	Gap	Nr	Lap Time	Gap					
Lap 1																			
			11	2:05.511	5.881	6	2:07.192	21.984	50	2:10.632	51.479								
			12	2:06.141	7.869	913	2:08.910	23.380	4	2:12.842	1'10.000								
2	2:06.605		9	2:06.570	9.725	82	2:08.437	30.854	Lap 11										
1	2:08.023	1.418	3	2:06.124	11.218	15	2:09.427	33.427	2	2:05.975									
14	2:08.770	2.165	913	2:07.056	14.591	21	2:10.568	38.277	1	2:06.339	4.273								
11	2:09.939	3.334	5	2:07.351	15.302	50	2:10.194	38.671	14	2:07.129	8.949								
12	2:11.149	4.544	6	2:06.086	18.398	4	2:10.871	49.316	11	2:07.605	12.869								
9	2:11.806	5.201	82	2:08.371	21.125	Lap 8													
913	2:13.002	6.397	15	2:08.596	22.531	2	2:05.680		12	2:07.605	15.302								
3	2:13.572	6.967	21	2:09.268	24.965	1	2:05.966	2.899	3	2:07.739	21.970								
5	2:14.261	7.656	50	2:09.282	25.641	14	2:06.638	5.689	9	2:07.909	24.075								
82	2:15.373	8.768	4	2:11.552	32.981	11	2:07.048	9.755	5	2:07.643	24.549								
6	2:15.728	9.123	Lap 5																
15	2:16.713	10.108	2	2:05.365		12	2:06.719	11.993	6	2:07.294	26.171								
21	2:18.020	11.415	1	2:05.574	2.289	3	2:07.107	16.531	913	2:08.361	32.077								
50	2:18.828	12.223	14	2:05.242	2.885	9	2:08.127	18.014	82	2:09.196	44.020								
4	2:20.720	14.115	11	2:05.664	6.180	5	2:06.589	21.119	15	2:09.363	45.673								
Lap 2																			
2	2:04.717		12	2:06.432	8.936	913	2:07.769	25.469	21	2:09.997	55.039								
1	2:04.966	1.667	9	2:06.357	10.717	82	2:09.416	34.590	50	2:10.019	55.523								
14	2:05.145	2.593	3	2:06.326	12.179	15	2:08.980	36.727	4	2:13.043	1'17.068								
11	2:05.798	4.415	913	2:07.846	17.072	21	2:09.794	42.391	Lap 12										
12	2:05.896	5.723	5	2:07.393	17.330	50	2:09.904	42.895	2	2:06.667									
9	2:06.487	6.971	6	2:05.892	18.925	4	2:12.190	55.826	1	2:06.852	4.458								
3	2:06.895	9.145	82	2:08.682	24.442	Lap 9													
913	2:08.606	10.286	15	2:09.114	26.280	2	2:05.764		14	2:07.402	9.684								
5	2:07.957	10.896	21	2:09.695	29.295	1	2:06.454	3.589	11	2:07.206	13.408								
82	2:08.981	13.032	50	2:09.227	29.503	14	2:07.274	7.199	12	2:07.247	15.882								
6	2:08.886	13.292	4	2:10.995	38.611	11	2:06.831	10.822	3	2:08.021	23.324								
15	2:09.530	14.921	Lap 6																
21	2:09.253	15.951	2	2:05.443		12	2:07.327	13.556	9	2:07.805	25.213								
50	2:09.542	17.048	1	2:05.724	2.570	3	2:07.769	18.536	5	2:08.121	26.003								
4	2:11.285	20.683	14	2:06.318	3.760	9	2:08.100	20.350	6	2:07.159	26.663								
Lap 3																			
2	2:04.889		11	2:06.197	6.934	12	2:07.769	18.536	913	2:08.539	33.949								
1	2:05.042	1.820	12	2:06.487	9.980	3	2:07.769	18.536	82	2:09.200	46.553								
14	2:05.170	2.874	9	2:06.697	11.971	9	2:08.100	20.350	15	2:09.365	48.371								
11	2:05.906	5.432	3	2:06.308	13.044	12	2:07.327	13.556	21	2:10.051	58.423								
12	2:05.956	6.790	5	2:07.251	19.138	3	2:07.769	18.536	50	2:10.183	59.039								
9	2:06.135	8.217	913	2:08.571	20.200	6	2:06.881	24.134	4	2:12.531	1'22.932								
3	2:05.900	10.156	6	2:07.040	20.522	913	2:07.851	27.556	Lap 10										
913	2:07.200	12.597	82	2:09.148	28.147	82	2:08.856	37.682	2	2:06.298									
5	2:07.006	13.013	15	2:08.893	29.730	15	2:08.785	39.748	1	2:06.618	3.909								
6	2:08.971	17.374	21	2:09.587	33.439	50	2:10.014	47.145	14	2:06.894	7.795								
82	2:09.673	17.816	50	2:10.147	34.207	21	2:10.741	47.368	11	2:06.715	11.239								
15	2:08.965	18.997	4	2:11.007	44.175	4	2:13.394	1'03.456	12	2:07.077	14.335								
21	2:09.697	20.759	Lap 7																
50	2:09.262	21.421	2	2:05.730		2	2:06.298		3	2:07.968	20.206								
4	2:10.697	26.491	1	2:05.773	2.613	1	2:06.618	3.909	9	2:08.089	22.141								
Lap 4																			
2	2:05.062		14	2:06.701	4.731	14	2:06.894	7.795	5	2:07.047	22.881								
1	2:05.322	2.080	11	2:07.183	8.387	11	2:06.715	11.239	6	2:07.016	24.852								
14	2:05.196	3.008	12	2:06.704	10.954	12	2:07.077	14.335	913	2:08.433	29.691								
Lap 5																			
			3	2:07.790	15.104	82	2:09.415	40.799	82	2:09.415	40.799								
			9	2:09.326	15.567	15	2:08.835	42.285	15	2:08.835	42.285								
			5	2:06.802	20.210	21	2:09.947	51.017	21	2:09.947	51.017								

PORSCHE

GT3 CUP
CHALLENGE
MIDDLE EAST



Porsche GT3 Cup Challenge Middle East

6 HOURS OF BAHRAIN

Race 2

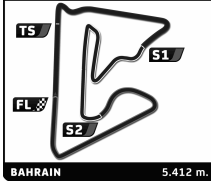
Analysis

Personal Best Session Best B Crossing the finish line in pit lane

Lap	Time	Sector 1	Sector 2	Sector 3	Kph	Elapsed	Lap	Time	Sector 1	Sector 2	Sector 3	Kph	Elapsed
12 Bandar ALESAYI KSA ClassicArabia Racing													
5	2:05.664	39.548	46.161	39.955	155.0	10:32.818	1	2:18.020	48.243	48.368	41.409	141.2	2:18.020
6	2:06.197	39.784	46.280	40.133	154.4	12:39.015	2	2:09.253	40.777	47.285	41.191	150.7	4:27.273
7	2:07.183	40.418	46.560	40.205	153.2	14:46.198	3	2:09.697	40.811	47.844	41.042	150.2	6:36.970
8	2:07.048	39.961	46.674	40.413	153.4	16:53.246	4	2:09.268	40.805	47.448	41.015	150.7	8:46.238
9	2:06.831	39.749	46.730	40.352	153.6	19:00.077	5	2:09.695	40.857	47.321	41.517	150.2	10:55.933
10	2:06.715	39.908	46.544	40.263	153.8	21:06.792	6	2:09.587	41.050	47.377	41.160	150.3	13:05.520
11	2:07.605	40.337	46.752	40.516	152.7	23:14.397	7	2:10.568	41.108	48.110	41.350	149.2	15:16.088
12	2:07.206	40.025	46.704	40.477	153.2	25:21.603	8	2:09.794	40.695	47.984	41.115	150.1	17:25.882
							9	2:10.741	41.116	47.452	42.173	149.0	19:36.623
							10	2:09.947	41.253	47.473	41.221	149.9	21:46.570
							11	2:09.997	40.895	47.775	41.327	149.9	23:56.567
							12	2:10.051	40.972	47.850	41.229	149.8	26:06.618
50 Fawaz ALGOSAIBI KSA ClassicArabia Racing													
1	2:11.149	44.296	46.575	40.278	148.6	2:11.149	1	2:18.828	49.041	48.483	41.304	140.3	2:18.828
2	2:05.896	39.798	46.206	39.892	154.8	4:17.045	2	2:09.542	40.897	47.305	41.340	150.4	4:28.370
3	2:05.956	39.716	46.370	39.870	154.7	6:23.001	3	2:09.262	40.719	47.430	41.113	150.7	6:37.632
4	2:06.141	39.744	46.439	39.958	154.5	8:29.142	4	2:09.282	40.695	47.384	41.203	150.7	8:46.914
5	2:06.432	39.769	46.392	40.271	154.1	10:35.574	5	2:09.227	40.699	47.278	41.250	150.8	10:56.141
6	2:06.487	39.973	46.506	40.008	154.0	12:42.061	6	2:10.147	41.224	47.345	41.578	149.7	13:06.288
7	2:06.704	39.975	46.506	40.223	153.8	14:48.765	7	2:10.194	40.860	47.811	41.523	149.6	15:16.482
8	2:06.719	39.767	46.660	40.292	153.8	16:55.484	8	2:09.904	40.898	47.832	41.174	150.0	17:26.386
9	2:07.327	39.929	46.863	40.535	153.0	19:02.811	9	2:10.014	40.986	47.486	41.542	149.9	19:36.400
10	2:07.077	39.889	46.740	40.448	153.3	21:09.888	10	2:10.632	41.881	47.403	41.348	149.1	21:47.032
11	2:06.942	39.910	46.592	40.440	153.5	23:16.830	11	2:10.019	40.722	47.803	41.494	149.8	23:57.051
12	2:07.247	40.142	46.761	40.344	153.1	25:24.077	12	2:10.183	40.861	47.973	41.349	149.7	26:07.234
14 Charlie FRIJNS NED BuZaid GT / Frijns													
1	2:08.770	43.104	46.173	39.493	151.3	2:08.770	1	2:15.373	46.575	47.695	41.103	143.9	2:15.373
2	2:05.145	39.532	45.822	39.791	155.7	4:13.915	2	2:08.981	40.582	47.307	41.092	151.1	4:24.354
3	2:05.170	39.609	45.638	39.923	155.7	6:19.085	3	2:09.673	40.605	47.959	41.109	150.2	6:34.027
4	2:05.196	39.637	45.705	39.854	155.6	8:24.281	4	2:08.371	40.698	46.902	40.771	151.8	8:42.398
5	2:05.242	39.643	45.699	39.900	155.6	10:29.523	5	2:08.682	40.656	46.949	41.077	151.4	10:51.080
6	2:06.318	39.693	46.440	40.185	154.2	12:35.841	6	2:09.148	40.987	47.186	40.975	150.9	13:00.228
7	2:06.701	39.936	46.493	40.272	153.8	14:42.542	7	2:08.437	40.477	47.226	40.734	151.7	15:08.665
8	2:06.638	40.063	46.382	40.193	153.8	16:49.180	8	2:09.416	40.896	47.498	41.022	150.5	17:18.081
9	2:07.274	40.233	46.569	40.472	153.1	18:56.454	9	2:08.856	40.970	47.072	40.814	151.2	19:26.937
10	2:06.894	40.143	46.463	40.288	153.5	21:03.348	10	2:09.415	40.796	47.681	40.938	150.5	21:36.352
11	2:07.129	40.136	46.566	40.427	153.3	23:10.477	11	2:09.196	40.793	47.572	40.831	150.8	23:45.548
12	2:07.402	40.278	46.540	40.584	152.9	25:17.879	12	2:09.200	40.900	47.367	40.933	150.8	25:54.748
15 Rob FRIJNS NED Frijns Structural Steel ME													
1	2:16.713	47.828	48.088	40.797	142.5	2:16.713	1	2:13.002	45.387	47.341	40.274	146.5	2:13.002
2	2:09.530	40.709	47.489	41.332	150.4	4:26.243	2	2:08.606	40.591	47.682	40.333	151.5	4:21.608
3	2:08.965	40.894	47.211	40.860	151.1	6:35.208	3	2:07.200	40.292	46.537	40.371	153.2	6:28.808
4	2:08.596	40.628	47.102	40.866	151.5	8:43.804	4	2:07.056	40.323	46.441	40.292	153.3	8:35.864
5	2:09.114	40.671	47.441	41.002	150.9	10:52.918	5	2:07.846	40.244	46.686	40.916	152.4	10:43.710
6	2:08.893	40.713	47.299	40.881	151.2	13:01.811	6	2:08.571	41.043	47.115	40.413	151.5	12:52.281
7	2:09.427	40.735	47.479	41.213	150.5	15:11.238	7	2:08.910	41.000	47.117	40.793	151.1	15:01.191
8	2:08.980	40.595	47.446	40.939	151.1	17:20.218	8	2:07.769	40.474	46.892	40.403	152.5	17:08.960
9	2:08.785	40.403	47.346	41.036	151.3	19:29.003	9	2:07.851	40.602	46.747	40.502	152.4	19:16.811
10	2:08.835	40.664	47.147	41.024	151.2	21:37.838	10	2:08.433	40.560	47.095	40.778	151.7	21:25.244
11	2:09.363	41.040	47.266	41.057	150.6	23:47.201	11	2:08.361	40.241	46.810	41.310	151.8	23:33.605
12	2:09.365	41.149	47.221	40.995	150.6	25:56.566							
21 Magnus ÖHMAN SWE Mtech													

PORSCHE

GT3 CUP
CHALLENGE
MIDDLE EAST



Porsche GT3 Cup Challenge Middle East

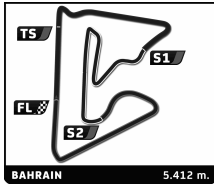
6 HOURS OF BAHRAIN

Race 2

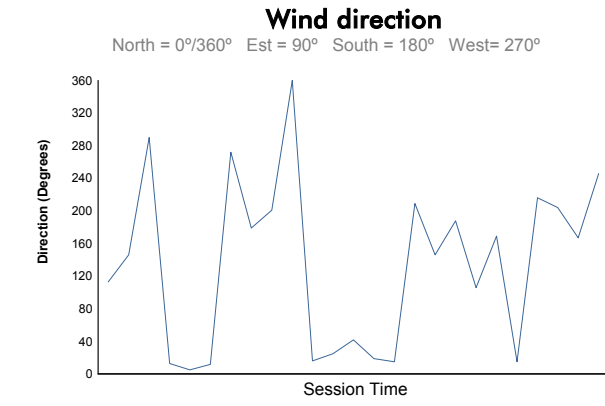
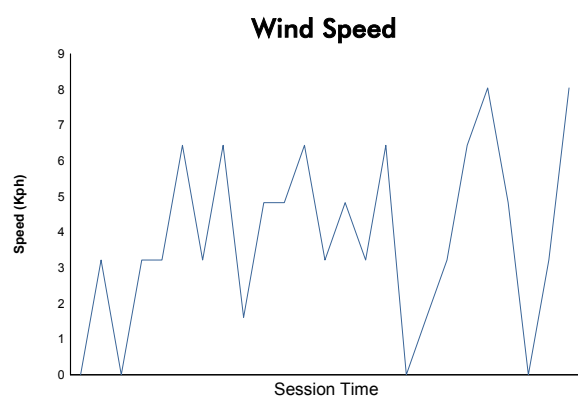
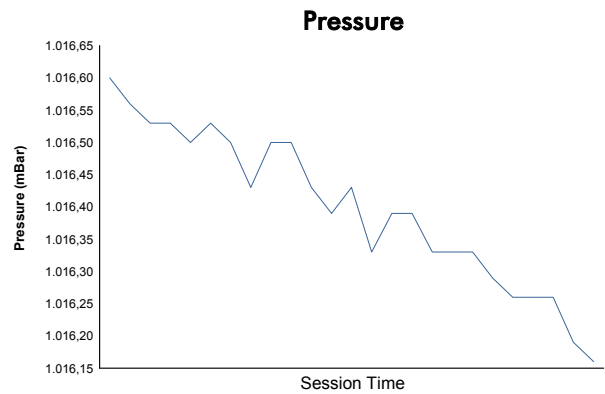
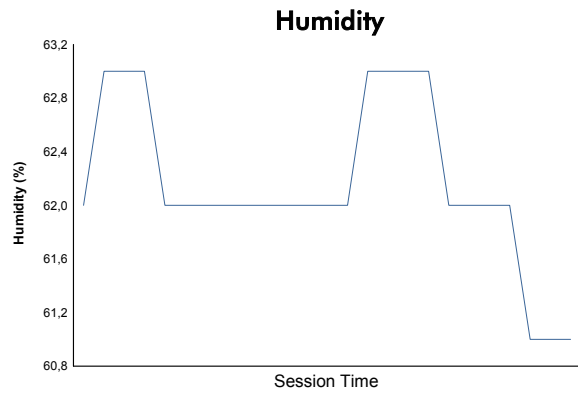
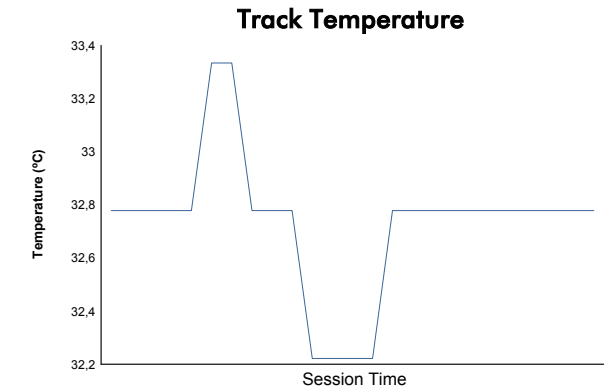
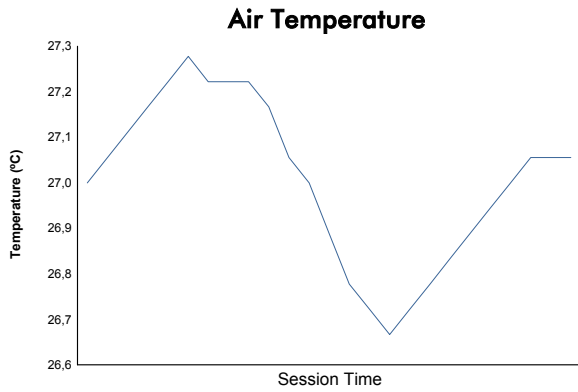
Analysis

■ Personal Best ■ Session Best B Crossing the finish line in pit lane

Lap	Time	Sector 1	Sector 2	Sector 3	Kph	Elapsed	Lap	Time	Sector 1	Sector 2	Sector 3	Kph	Elapsed
12	2:08.539	40.163	47.157	41.219	151.6	25:42.144							



6 HOURS OF BAHRAIN
Porsche GT3 Cup Challenge Middle East
Race 2
Weather Report



Track Status:

DRY