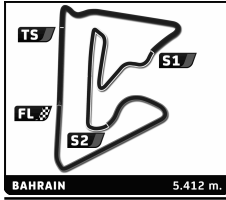


PORSCHE

**GT3 CUP
CHALLENGE
MIDDLE EAST**



6 HOURS OF BAHRAIN

Porsche GT3 Cup Challenge Middle East
Race 1 (12 laps, 64,9 km. / Max. 30')

Provisional Classification

Drivers	Nat	Team	Vehicle	Class	Laps	Total Time	Gap	Kph	Best Lap		
									Lap	Time	Kph
1 2 Clemens SCHMID	UAE	Al Nabooda Racing		Gold	12	27:12.145	-	143.2	2	2:04.098	157.0
2 11 Hasher AL MAKTOUM	UAE	Sky Dive Dubai Falcons		Silver	12	27:13.076	+0.931	143.2	4	2:05.647	155.1
3 1 Zaid ASHKANANI	KUW	BuZaid GT / Frijns		Gold	12	27:14.174	+2.029	143.1	2	2:05.128	155.7
4 14 Charlie FRIJNS	NED	BuZaid GT / Frijns		Gold	12	27:17.193	+5.048	142.8	3	2:05.755	154.9
5 6 Mohammed MATTAR	BAH	Team Bahrain		Silver	12	27:18.896	+6.751	142.7	12	2:07.253	153.1
6 5 Raed RAFFII	BAH	Team Bahrain		Silver	12	27:20.773	+8.628	142.5	3	2:06.996	153.4
7 913 Wolfgang TRILLER	GER	TriSpa Racing		Bronze	12	27:21.651	+9.506	142.4	5	2:07.657	152.6
8 82 Mohammed JAWA	KSA	M-Team		Bronze	12	27:23.178	+11.033	142.3	5	2:08.079	152.1
9 15 Rob FRIJNS	NED	Frijns Structural Steel ME		Bronze	12	27:24.114	+11.969	142.2	2	2:09.093	150.9
10 50 Fawaz ALGOSAIBI	KSA	ClassicArabia Racing		Bronze	12	27:24.456	+12.311	142.2	3	2:09.339	150.6
11 4 Alain MURAOUR	FRA			Bronze	12	27:32.297	+20.152	141.5	5	2:09.741	150.2
12 9 Saeed AL MEHAIRI	UAE	Sky Dive Dubai Falcons		Silver	11	25:15.844	1 Lap	141.4	2	2:06.028	154.6
Not classified:											
3 Ahmad AL HARTHY	OM	Al Nabooda Racing		Gold	7	14:58.926			2	2:05.998	154.6
12 Bandar ALESAYI	KSA	ClassicArabia Racing		Silver	7	14:59.384			3	2:06.033	154.6
21 Magnus ÖHMAN	SWE	Mtech		Bronze	5	10:50.066			2	2:07.733	152.5
Pole Position				C. SCHMID		2:04.042		157.1 Kph			
Fastest Lap				Lap 2	Clemens SCHMID		2:04.098		157.0 Kph		

Published at

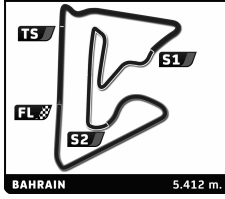
Track Status: **DRY**

Race Director:

Timekeeper:

PORSCHE

**GT3 CUP
CHALLENGE
MIDDLE EAST**



Porsche GT3 Cup Challenge Middle East

6 HOURS OF BAHRAIN

Race 1

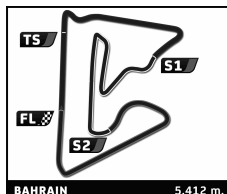
Lap Chart

LAP

Nr	Pos	Grid	1	2	3	4	5	6	7	8	9	10	11	12
2	1	2	2	2	2	2	2	2	2	2	2	2	2	2
1	2	1	1	1	1	1	1	1	1	1	1	1	11	11
14	3	14	3	3	3	3	3	3	9	11	11	11	1	1
9	4	9	14	9	9	11	9	11	11	9	9	9	14	14
3	5	3	9	11	11	9	11	9	3	14	14	14	6	6
12	6	12	11	14	14	14	14	14	14	5	5	5	5	5
11	7	11	12	12	12	12	12	12	6	6	6	6	913	913
6	8	6	5	5	5	5	5	5	5	913	913	913	82	82
5	9	5	21	21	913	913	913	913	82	82	82	82	15	15
21	10	21	913	913	21	21	21	6	6	15	15	15	50	50
913	11	913	82	82	6	6	6	82	82	50	50	50	9	4
82	12	82	6	6	82	82	82	15	15	4	4	4	4	4
15	13	15	15	15	15	15	15	50	50					
50	14	50	50	50	50	50	50	4	4					
4	15	4	4	4	4	4	4							

PORSCHE

**GT3 CUP
CHALLENGE
MIDDLE EAST**

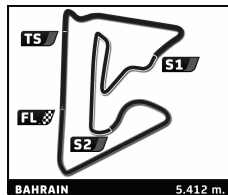


**Porsche GT3 Cup Challenge Middle East
6 HOURS OF BAHRAIN**

Race 1

Best Sector Times

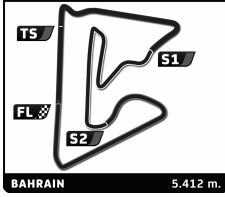
SECTOR 1			SECTOR 2			SECTOR 3				
Pos	Driver	Time	Driver	Time	Driver	Time	Pos	Driver	Ideal Lap	Best Lap
1	2 C.SCHMID	39.358	2 C.SCHMID	45.161	2 C.SCHMID	39.579	1	2 C.SCHMID	2'04.098	2:04.098 (1)
2	11 H.AL MAKTOUM	39.500	1 Z.ASHKANANI	45.663	1 Z.ASHKANANI	39.682	2	1 Z.ASHKANANI	2'05.011	2:05.128 (2)
3	14 C.FRIJNS	39.548	11 H.AL MAKTOUM	46.028	11 H.AL MAKTOUM	39.814	3	11 H.AL MAKTOUM	2'05.342	2:05.647 (3)
4	9 S.AL MEHAIRI	39.664	9 S.AL MEHAIRI	46.037	9 S.AL MEHAIRI	39.867	4	14 C.FRIJNS	2'05.538	2:05.755 (4)
5	1 Z.ASHKANANI	39.666	14 C.FRIJNS	46.115	14 C.FRIJNS	39.875	5	9 S.AL MEHAIRI	2'05.568	2:06.028 (6)
6	12 B.ALESAYI	39.680	12 B.ALESAYI	46.301	3 A.AL HARTHY	39.889	6	12 B.ALESAYI	2'05.871	2:06.033 (7)
7	3 A.AL HARTHY	39.731	3 A.AL HARTHY	46.329	12 B.ALESAYI	39.890	7	3 A.AL HARTHY	2'05.949	2:05.998 (5)
8	6 M.MATTAR	40.089	5 R.RAFFII	46.365	6 M.MATTAR	40.283	8	5 R.RAFFII	2'06.785	2:06.996 (8)
9	5 R.RAFFII	40.105	6 M.MATTAR	46.590	5 R.RAFFII	40.315	9	6 M.MATTAR	2'06.962	2:07.253 (9)
10	21 M.ÖHMAN	40.267	913 W.TRILLER	46.693	913 W.TRILLER	40.424	10	913 W.TRILLER	2'07.417	2:07.657 (10)
11	913 W.TRILLER	40.300	82 M.JAWA	46.880	21 M.ÖHMAN	40.525	11	21 M.ÖHMAN	2'07.702	2:07.733 (11)
12	82 M.JAWA	40.351	21 M.ÖHMAN	46.910	82 M.JAWA	40.612	12	82 M.JAWA	2'07.843	2:08.079 (12)
13	50 F.ALGOSAIBI	40.563	50 F.ALGOSAIBI	47.138	15 R.FRIJNS	40.862	13	50 F.ALGOSAIBI	2'08.741	2:09.339 (14)
14	15 R.FRIJNS	40.626	15 R.FRIJNS	47.284	4 A.MURAOUR	40.968	14	15 R.FRIJNS	2'08.772	2:09.093 (13)
15	4 A.MURAOUR	40.973	4 A.MURAOUR	47.731	50 F.ALGOSAIBI	41.040	15	4 A.MURAOUR	2'09.672	2:09.741 (15)

PORSCHE**GT3 CUP
CHALLENGE
MIDDLE EAST****Porsche GT3 Cup Challenge Middle East****6 HOURS OF BAHRAIN**

After Race 1

Event maximum speed

Driver	Team	Car	Class	Top Speed	Lap	Session
9 Saeed AL MEHAIRI	Sky Dive Dubai Falcons		Silver	247.4	5	Free Practice 2
11 Hasher AL MAKTOUM	Sky Dive Dubai Falcons		Silver	245.2	11	Free Practice 2
12 Bandar ALESAYI	ClassicArabia Racing		Silver	245.2	5	Free Practice 1
2 Clemens SCHMID	Al Nabooda Racing		Gold	244.1	4	Free Practice 1
1 Zaid ASHKANANI	BuZaid GT / Frijns		Gold	243.5	4	Qualifying 1
14 Charlie FRUJNS	BuZaid GT / Frijns		Gold	241.3	4	Qualifying 1
50 Fawaz ALGOSAIBI	ClassicArabia Racing		Bronze	240.8	9	Qualifying 2
913 Wolfgang TRILLER	TriSpa Racing		Bronze	239.7	4	Free Practice 1
6 Mohammed MATTAR	Team Bahrain		Silver	238.7	11	Qualifying 1
3 Ahmad AL HARTHY	Al Nabooda Racing		Gold	238.2	12	Free Practice 1
21 Magnus ÖHMAN	Mtech		Bronze	238.2	6	Race 1
82 Mohammed JAWA	M-Team		Bronze	238.2	4	Qualifying 1
5 Raed RAFFIL	Team Bahrain		Silver	237.1	5	Qualifying 2
15 Rob FRUJNS	Frijns Structural Steel ME		Bronze	235.1	11	Qualifying 2
4 Alain MURAOUR			Bronze	230.6	5	Race 1

PORSCHE**GT3 CUP
CHALLENGE
MIDDLE EAST****Porsche GT3 Cup Challenge Middle East**

6 HOURS OF BAHRAIN

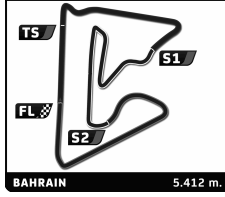
Race 1

Leader Sequence

Nr	Driver	Team	Car	Start Lap	End Lap	Laps	Total Laps
Bronze							
21	Magnus ÖHMAN	Mtech		1	2	2	2
913	Wolfgang TRILLER	TriSpa Racing		3	12	10	10
Gold							
2	Clemens SCHMID	Al Nabooda Racing		1	12	12	12
Silver							
9	Saeed AL MEHAIRI	Sky Dive Dubai Falcons		1	3	3	3
11	Hasher AL MAKTOUM	Sky Dive Dubai Falcons		4	4	1	1
9	Saeed AL MEHAIRI	Sky Dive Dubai Falcons		5	5	1	4
11	Hasher AL MAKTOUM	Sky Dive Dubai Falcons		6	6	1	2
9	Saeed AL MEHAIRI	Sky Dive Dubai Falcons		7	7	1	5
11	Hasher AL MAKTOUM	Sky Dive Dubai Falcons		8	12	5	7

PORSCHE

**GT3 CUP
CHALLENGE**
MIDDLE EAST



Porsche GT3 Cup Challenge Middle East

6 HOURS OF BAHRAIN

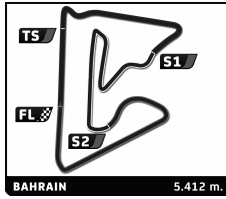
Race 1

Fastest Lap Sequence

Practice Time	Driver	Team	Car	Class	Time	Kph	Lap
4:10.426	2 Clemens SCHMID	Al Nabooda Racing		Gold	2:04.098	157.0	2

PORSCHE

**GT3 CUP
CHALLENGE
MIDDLE EAST**



Porsche GT3 Cup Challenge Middle East

6 HOURS OF BAHRAIN

Race 1

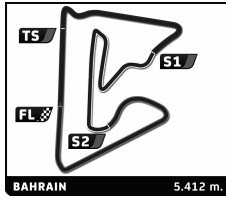
Analysis by lap

Lapped

Nr	Lap Time	Gap	Nr	Lap Time	Gap	Nr	Lap Time	Gap	Nr	Lap Time	Gap	Nr	Lap Time	Gap
Lap 1			11	2:05.647	9.234	6	2:07.869	14.946	82	2:09.933	6.948	15	2:10.694	8.049
2	2:06.328		9	2:06.477	9.759	82	2:08.176	17.040	15	2:10.694	8.049	50	2:10.203	8.384
1	2:08.086	1.758	14	2:06.012	11.055	15	2:10.083	25.790	9	2:15.451	9.147	4	2:13.608	13.518
3	2:09.450	3.122	12	2:06.533	12.390	50	2:10.046	26.333						
14	2:10.451	4.123	5	2:07.276	14.959	4	2:10.122	31.326						
9	2:10.711	4.383	913	2:08.524	21.964	Lap 8			Lap 12					
11	2:11.138	4.810	21	2:09.018	22.685	2	2:09.582		2	2:05.448				
12	2:11.555	5.227	6	2:08.895	22.810	1	2:08.102	0.487	11	2:06.060	0.931			
5	2:12.826	6.498	82	2:09.133	23.933	11	2:06.956	2.724	1	2:06.327	2.029			
21	2:15.026	8.698	15	2:09.612	25.939	9	2:08.890	4.415	14	2:07.026	5.048			
913	2:15.469	9.141	50	2:09.520	26.304	14	2:08.738	4.955	6	2:07.253	6.751			
82	2:15.742	9.414	4	2:10.374	34.139	5	2:08.574	6.746	5	2:08.443	8.628			
6	2:16.187	9.859	Lap 5			6	2:08.168	13.532	913	2:08.727	9.506			
15	2:17.191	10.863	2	2:04.871		913	2:10.590	15.691	82	2:09.533	11.033			
50	2:17.648	11.320	1	2:05.375	4.821	82	2:09.210	16.668	15	2:09.368	11.969			
4	2:19.866	13.538	3	2:07.595	11.842	15	2:10.346	26.554	50	2:09.375	12.311			
Lap 2			9	2:07.552	12.440	50	2:10.360	27.111	4	2:12.082	20.152			
2	2:04.098		11	2:08.233	12.596	4	2:11.881	33.625						
1	2:05.128	2.788	14	2:07.270	13.454	Lap 9								
3	2:05.998	5.022	12	2:06.871	14.390	2	3:01.948							
9	2:06.028	6.313	5	2:07.245	17.333	1	3:02.266	0.805						
11	2:06.276	6.988	913	2:07.657	24.750	11	3:00.343	1.119						
14	2:08.408	8.433	21	2:07.810	25.624	9	2:59.355	1.822						
12	2:07.840	8.969	6	2:07.954	25.893	14	2:59.377	2.384						
5	2:07.432	9.832	82	2:08.079	27.141	5	2:58.646	3.444						
21	2:07.733	12.333	15	2:10.643	31.711	6	2:52.410	3.994						
913	2:07.779	12.822	50	2:11.050	32.483	913	2:50.833	4.576						
82	2:08.711	14.027	4	2:09.741	39.009	82	2:50.264	4.984						
6	2:08.490	14.251	Lap 6			15	2:41.017	5.623						
15	2:09.093	15.858	2	2:18.210		50	2:41.254	6.417						
50	2:09.368	16.590	1	2:14.177	0.788	4	2:35.587	7.264						
4	2:11.304	20.744	3	2:09.110	2.742	Lap 10								
Lap 3			11	2:08.745	3.131	2	2:54.156							
2	2:04.529		9	2:09.769	3.999	1	2:53.757	0.406						
1	2:05.365	3.624	14	2:09.471	4.715	11	2:54.006	0.969						
3	2:06.202	6.695	12	2:10.869	7.049	9	2:53.817	1.483						
9	2:06.114	7.898	5	2:10.131	9.254	14	2:53.805	2.033						
11	2:05.744	8.203	913	2:10.320	16.860	5	2:53.498	2.786						
14	2:05.755	9.659	6	2:09.966	17.649	6	2:53.269	3.107						
12	2:06.033	10.473	82	2:10.505	19.436	913	2:53.373	3.793						
5	2:06.996	12.299	15	2:12.778	26.279	82	2:53.974	4.802						
913	2:09.763	18.056	50	2:12.586	26.859	15	2:53.675	5.142						
21	2:10.479	18.283	4	2:10.977	31.776	50	2:53.707	5.968						
6	2:08.809	18.531	Lap 7			4	2:54.589	7.697						
82	2:09.918	19.416	2	2:10.572		Lap 11								
15	2:09.614	20.943	1	2:11.751	1.967	2	2:07.787							
50	2:09.339	21.400	9	2:11.680	5.107	11	2:07.137	0.319						
4	2:12.166	28.381	11	2:12.791	5.350	1	2:08.531	1.150						
Lap 4			3	2:13.532	5.702	14	2:09.224	3.470						
2	2:04.616		14	2:11.656	5.799	6	2:09.626	4.946						
1	2:05.309	4.317	12	2:09.683	6.160	5	2:10.634	5.633						
3	2:07.039	9.118	5	2:09.072	7.754	913	2:10.221	6.227						
			913	2:08.395	14.683									

PORSCHE

GT3 CUP
CHALLENGE
MIDDLE EAST



Porsche GT3 Cup Challenge Middle East

6 HOURS OF BAHRAIN

Race 1

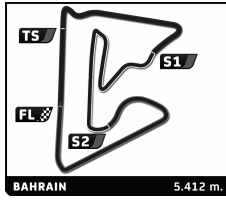
Analysis

Personal Best Session Best B Crossing the finish line in pit lane

Lap	Time	Sector 1	Sector 2	Sector 3	Kph	Elapsed	Lap	Time	Sector 1	Sector 2	Sector 3	Kph	Elapsed
1	Zaid ASHKANANI KUW BuZaid GT / Frijns						5	Raed RAFFII BAH Team Bahrain					
1	2:08.086	41.616	45.973	40.497	152.1	2:08.086	1	2:12.826	45.197	47.025	40.604	146.7	2:12.826
2	2:05.128	39.774	45.672	39.682	155.7	4:13.214	2	2:07.432	40.292	46.473	40.667	152.9	4:20.258
3	2:05.365	39.666	45.868	39.831	155.4	6:18.579	3	2:06.996	40.316	46.365	40.315	153.4	6:27.254
4	2:05.309	39.782	45.663	39.864	155.5	8:23.888	4	2:07.276	40.342	46.532	40.402	153.1	8:34.530
5	2:05.375	39.683	45.801	39.891	155.4	10:29.263	5	2:07.245	40.347	46.495	40.403	153.1	10:41.775
6	2:14.177	39.725	46.348	48.104	145.2	12:43.440	6	2:10.131	40.105	46.759	43.267	149.7	12:51.906
7	2:11.751	45.724	46.070	39.957	147.9	14:55.191	7	2:09.072	41.901	46.761	40.410	150.9	15:00.978
8	2:08.102	39.783	46.037	42.282	152.1	17:03.293	8	2:08.574	40.772	46.912	40.890	151.5	17:09.552
9	3:02.266	1:00.693	1:07.268	54.305	106.9	20:05.559	9	2:58.646	57.125	1:06.884	54.637	109.1	20:08.198
10	2:53.757	59.266	58.394	56.097	112.1	22:59.316	10	2:53.498	59.013	58.376	56.109	112.3	23:01.696
11	2:08.531	41.450	47.067	40.014	151.6	25:07.847	11	2:10.634	41.120	48.701	40.813	149.1	25:12.330
12	2:06.327	40.091	46.139	40.097	154.2	27:14.174	12	2:08.443	40.560	47.191	40.692	151.7	27:20.773
2	Clemens SCHMID UAE Al Nabooda Racing						6	Mohammed MATTAR BAH Team Bahrain					
1	2:06.328	40.902	45.787	39.639	154.2	2:06.328	1	2:16.187	46.793	48.219	41.175	143.1	2:16.187
2	2:04.098	39.358	45.161	39.579	157.0	4:10.426	2	2:08.490	40.626	47.179	40.685	151.6	4:24.677
3	2:04.529	39.430	45.418	39.681	156.5	6:14.955	3	2:08.809	41.260	47.266	40.283	151.3	6:33.486
4	2:04.616	39.384	45.474	39.758	156.3	8:19.571	4	2:08.895	41.486	46.798	40.611	151.2	8:42.381
5	2:04.871	39.652	45.556	39.663	156.0	10:24.442	5	2:07.954	40.405	46.977	40.572	152.3	10:50.335
6	2:18.210	40.020	45.689	52.501	141.0	12:42.652	6	2:09.966	40.196	47.700	42.070	149.9	13:00.301
7	2:10.572	44.683	46.057	39.832	149.2	14:53.224	7	2:07.869	40.089	47.358	40.422	152.4	15:08.170
8	2:09.582	39.650	45.739	44.193	150.4	17:02.806	8	2:08.168	41.253	46.590	40.325	152.0	17:16.338
9	3:01.948	1:00.477	1:07.192	54.279	107.1	20:04.754	9	2:52.410	50.857	1:06.742	54.811	113.0	20:08.748
10	2:54.156	59.045	58.897	56.214	111.9	22:58.910	10	2:53.269	58.936	58.186	56.147	112.4	23:02.017
11	2:07.787	41.277	46.374	40.136	152.5	25:06.697	11	2:09.626	41.121	48.071	40.434	150.3	25:11.643
12	2:05.448	39.749	45.818	39.881	155.3	27:12.145	12	2:07.253	40.096	46.815	40.342	153.1	27:18.896
3	Ahmad AL HARTHY OM Al Nabooda Racing						9	Saeed AL MEHAIRI UAE Sky Dive Dubai Falcons					
1	2:09.450	42.519	46.724	40.207	150.5	2:09.450	1	2:10.711	44.010	46.566	40.135	149.1	2:10.711
2	2:05.998	39.780	46.329	39.889	154.6	4:15.448	2	2:06.028	39.965	46.037	40.026	154.6	4:16.739
3	2:06.202	39.735	46.430	40.037	154.4	6:21.650	3	2:06.114	39.945	46.302	39.867	154.5	6:22.853
4	2:07.039	39.731	46.333	40.975	153.4	8:28.689	4	2:06.477	40.181	46.163	40.133	154.0	8:29.330
5	2:07.595	40.549	46.738	40.308	152.7	10:36.284	5	2:07.552	40.262	46.672	40.618	152.7	10:36.882
6	2:09.110	39.843	46.702	42.565	150.9	12:45.394	6	2:09.769	40.371	46.396	43.002	150.1	12:46.651
7	2:13.532	44.629	47.002	41.901	145.9	14:58.926	7	2:11.680	43.950	46.870	40.860	148.0	14:58.331
							8	2:08.890	39.664	48.060	41.166	151.2	17:07.221
							9	2:59.355	57.801	1:07.112	54.442	108.6	20:06.576
							10	2:53.817	59.227	58.364	56.226	112.1	23:00.393
							11	2:15.451	40.814	47.909	46.728	143.8	25:15.844
4	Alain MURAUOR FRA						11	Hasher AL MAKTOUM UAE Sky Dive Dubai Falcons					
1	2:19.866	48.770	49.557	41.539	139.3	2:19.866	1	2:11.138	43.798	47.264	40.076	148.6	2:11.138
2	2:11.304	41.591	48.421	41.292	148.4	4:31.170	2	2:06.276	40.163	46.172	39.941	154.3	4:17.414
3	2:12.166	42.045	48.368	41.753	147.4	6:43.336	3	2:05.744	39.623	46.186	39.935	154.9	6:23.158
4	2:10.374	41.081	48.062	41.231	149.4	8:53.710	4	2:05.647	39.500	46.028	40.119	155.1	8:28.805
5	2:09.741	40.995	47.778	40.968	150.2	11:03.451	5	2:08.233	41.109	46.535	40.589	151.9	10:37.038
6	2:10.977	40.973	48.270	41.734	148.8	13:14.428	6	2:08.745	39.842	46.406	42.497	151.3	12:45.783
7	2:10.122	41.109	47.731	41.282	149.7	15:24.550	7	2:12.791	44.356	47.016	41.419	146.7	14:58.574
8	2:11.881	41.651	48.241	41.989	147.7	17:36.431	8	2:06.956	39.976	46.793	40.187	153.5	17:05.530
9	2:35.587	42.175	59.886	53.526	125.2	20:12.018	9	3:00.343	58.795	1:07.449	54.099	108.0	20:05.873
10	2:54.589	1:00.017	57.831	56.741	111.6	23:06.607							
11	2:13.608	41.808	49.668	42.132	145.8	25:20.215							
12	2:12.082	42.282	48.359	41.441	147.5	27:32.297							

PORSCHE

GT3 CUP
CHALLENGE
MIDDLE EAST



Porsche GT3 Cup Challenge Middle East

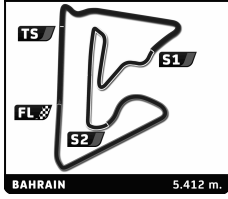
6 HOURS OF BAHRAIN

Race 1

Analysis

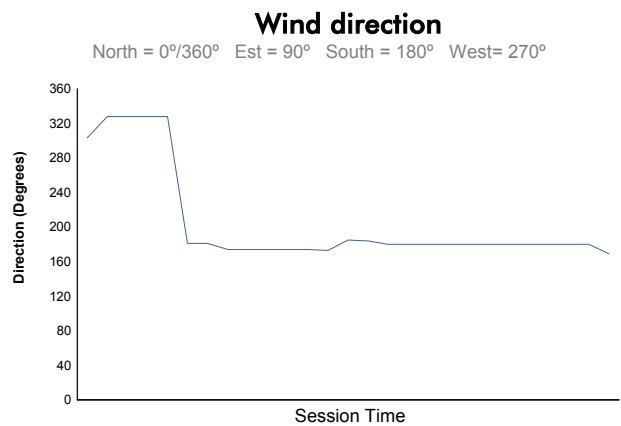
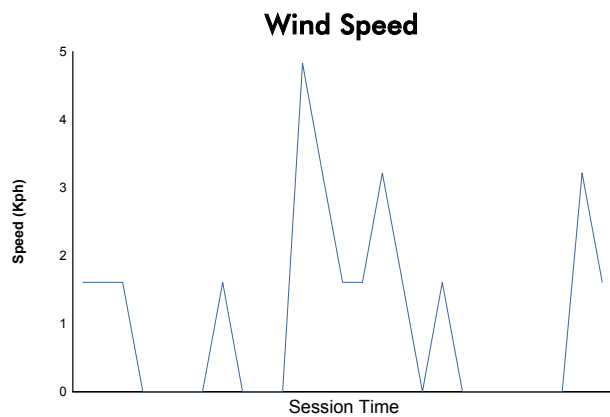
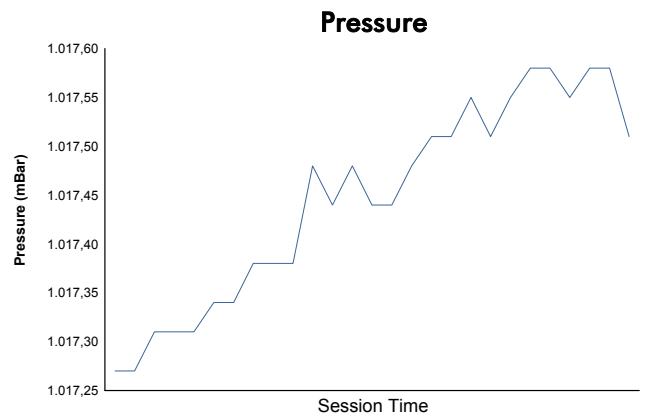
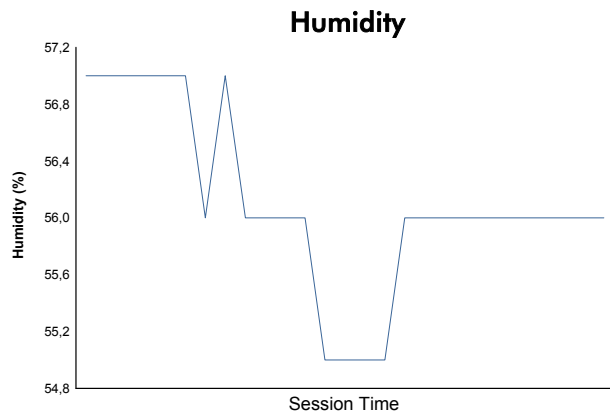
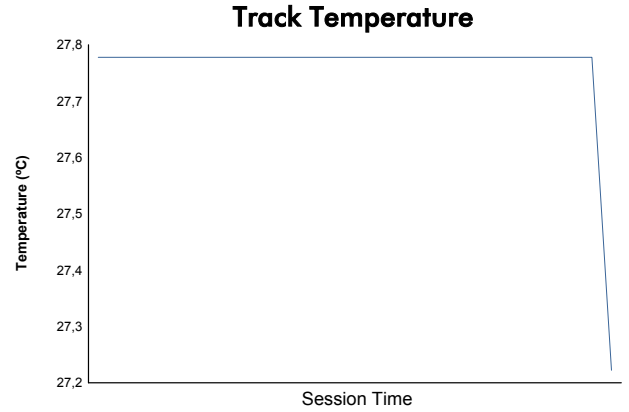
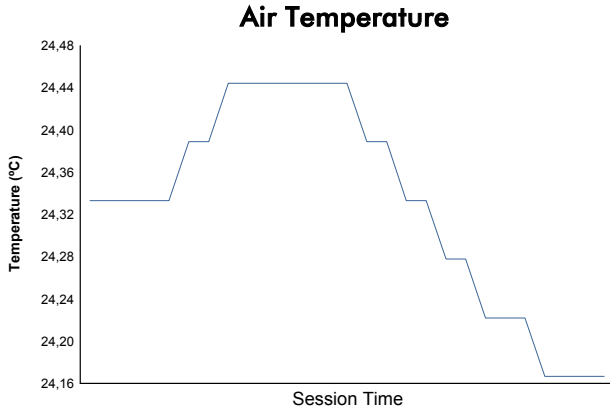
Personal Best Session Best B Crossing the finish line in pit lane

Lap	Time	Sector 1	Sector 2	Sector 3	Kph	Elapsed	Lap	Time	Sector 1	Sector 2	Sector 3	Kph	Elapsed
10	2:54.006	59.373	58.366	56.267	112.0	22:59.879	2	2:09.368	40.990	47.138	41.240	150.6	4:27.016
11	2:07.137	40.585	46.738	39.814	153.2	25:07.016	3	2:09.339	40.563	47.437	41.339	150.6	6:36.355
12	2:06.060	39.790	46.159	40.111	154.6	27:13.076	4	2:09.520	40.694	47.536	41.290	150.4	8:45.875
12 Bandar ALESAYI KSA ClassicArabia Racing							5	2:11.050	42.129	47.653	41.268	148.7	10:56.925
1	2:11.555	44.268	47.120	40.167	148.1	2:11.555	6	2:12.586	41.534	48.869	42.183	146.9	13:09.511
2	2:07.840	40.352	46.703	40.785	152.4	4:19.395	7	2:10.046	41.243	47.741	41.062	149.8	15:19.557
3	2:06.033	39.781	46.329	39.923	154.6	6:25.428	8	2:10.360	41.391	47.713	41.256	149.5	17:29.917
4	2:06.533	40.239	46.301	39.993	154.0	8:31.961	9	2:41.254	41.573	1:05.396	54.285	120.8	20:11.171
5	2:06.871	40.439	46.542	39.890	153.6	10:38.832	10	2:53.707	59.285	58.360	56.062	112.2	23:04.878
6	2:10.869	39.680	46.431	44.758	148.9	12:49.701	11	2:10.203	41.035	47.909	41.259	149.6	25:15.081
7	2:09.683	43.021	46.599	40.063	150.2	14:59.384	12	2:09.375	41.082	47.253	41.040	150.6	27:24.456
14 Charlie FRIJNS NED BuZaid GT / Frijns							82 Mohammed JAWA KSA M-Team						
1	2:10.451	43.345	46.813	40.293	149.4	2:10.451	1	2:15.742	46.348	48.435	40.959	143.5	2:15.742
2	2:08.408	41.080	46.831	40.497	151.7	4:18.859	2	2:08.711	40.704	47.100	40.907	151.4	4:24.453
3	2:05.755	39.548	46.332	39.875	154.9	6:24.614	3	2:09.918	41.182	47.912	40.824	150.0	6:34.371
4	2:06.012	39.948	46.115	39.949	154.6	8:30.626	4	2:09.133	41.021	46.977	41.135	150.9	8:43.504
5	2:07.270	40.530	46.275	40.465	153.1	10:37.896	5	2:08.079	40.351	47.116	40.612	152.1	10:51.583
6	2:09.471	39.885	46.474	43.112	150.5	12:47.367	6	2:10.505	40.497	48.827	41.181	149.3	13:02.088
7	2:11.656	44.222	46.718	40.716	148.0	14:59.023	7	2:08.176	40.504	46.880	40.792	152.0	15:10.264
8	2:08.738	40.446	46.873	41.419	151.3	17:07.761	8	2:09.210	40.956	47.034	41.220	150.8	17:19.474
9	2:59.377	57.798	1:07.044	54.535	108.6	20:07.138	9	2:50.264	48.852	1:07.038	54.374	114.4	20:09.738
10	2:53.805	59.402	58.226	56.177	112.1	23:00.943	10	2:53.974	58.877	58.683	56.414	112.0	23:03.712
11	2:09.224	41.203	47.238	40.783	150.8	25:10.167	11	2:09.933	40.802	48.219	40.912	149.9	25:13.645
12	2:07.026	40.023	46.860	40.143	153.4	27:17.193	12	2:09.533	40.737	47.234	41.562	150.4	27:23.178
15 Rob FRIJNS NED Frijns Structural Steel ME							913 Wolfgang TRILLER GER TriSpa Racing						
1	2:17.191	47.410	48.601	41.180	142.0	2:17.191	1	2:15.469	45.948	48.603	40.918	143.8	2:15.469
2	2:09.093	40.947	47.284	40.862	150.9	4:26.284	2	2:07.779	40.300	46.933	40.546	152.5	4:23.248
3	2:09.614	40.709	47.737	41.168	150.3	6:35.898	3	2:09.763	41.387	46.693	41.683	150.1	6:33.011
4	2:09.612	40.647	47.739	41.226	150.3	8:45.510	4	2:08.524	40.861	47.116	40.547	151.6	8:41.535
5	2:10.643	42.171	47.587	40.885	149.1	10:56.153	5	2:07.657	40.326	46.907	40.424	152.6	10:49.192
6	2:12.778	41.577	49.171	42.030	146.7	13:08.931	6	2:10.320	40.302	48.391	41.627	149.5	12:59.512
7	2:10.083	41.494	47.553	41.036	149.8	15:19.014	7	2:08.395	40.346	47.587	40.462	151.7	15:07.907
8	2:10.346	41.608	47.570	41.168	149.5	17:29.360	8	2:10.590	42.036	47.322	41.232	149.2	17:18.497
9	2:41.017	41.410	1:05.382	54.225	121.0	20:10.377	9	2:50.833	49.364	1:07.137	54.332	114.0	20:09.330
10	2:53.675	59.241	58.691	55.743	112.2	23:04.052	10	2:53.373	58.825	58.838	55.710	112.4	23:02.703
11	2:10.694	41.316	47.902	41.476	149.1	25:14.746	11	2:10.221	41.420	47.623	41.178	149.6	25:12.924
12	2:09.368	40.626	47.552	41.190	150.6	27:24.114	12	2:08.727	40.815	47.351	40.561	151.4	27:21.651
21 Magnus ÖHMAN SWE Mtech							50 Fawaz ALGOSAIBI KSA ClassicArabia Racing						
1	2:15.026	45.653	48.136	41.237	144.3	2:15.026	1	2:17.648	47.960	48.615	41.073	141.5	2:17.648
2	2:07.733	40.298	46.910	40.525	152.5	4:22.759							
3	2:10.479	42.087	47.339	41.053	149.3	6:33.238							
4	2:09.018	41.222	46.951	40.845	151.0	8:42.256							
5	2:07.810	40.267	46.977	40.566	152.4	10:50.066							



6 HOURS OF BAHRAIN
Porsche GT3 Cup Challenge Middle East
Race 1

Weather Report



Track Status: **DRY**