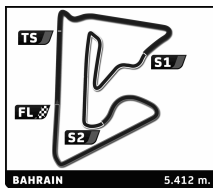


**PORSCHE****GT3 CUP  
CHALLENGE  
MIDDLE EAST****Porsche GT3 Cup Challenge Middle East****6 HOURS OF BAHRAIN**

Qualifying 2

Provisional Classification

Nr.	Driver	Nat	Team	Car		Time	Lap	Total	Gap	Kph	
1	2	Clemens SCHMID	UAE	Al Nabooda Racing	Gold	<b>2:03.786</b>	8	8	-	-	<b>157.4</b>
2	1	Zaid ASHKANANI	KUW	BuZaid GT / Frijns	Gold	<b>2:03.916</b>	4	5	+0.130	+0.130	<b>157.2</b>
3	14	Charlie FRIJNS	NED	BuZaid GT / Frijns	Gold	<b>2:04.130</b>	7	9	+0.344	+0.214	<b>157.0</b>
4	11	Hasher AL MAKTUUM	UAE	Sky Dive Dubai Falcons	Silver	<b>2:04.362</b>	8	10	+0.576	+0.232	<b>156.7</b>
5	9	Saeed AL MEHAIRI	UAE	Sky Dive Dubai Falcons	Silver	<b>2:04.927</b>	6	6	+1.141	+0.565	<b>156.0</b>
6	12	Bandar ALESAYI	KSA	ClassicArabia Racing	Silver	<b>2:04.929</b>	7	7	+1.143	+0.002	<b>156.0</b>
7	5	Raed RAFFII	BAH	Team Bahrain	Silver	<b>2:04.960</b>	5	5	+1.174	+0.031	<b>155.9</b>
8	6	Mohammed MATTAR	BAH	Team Bahrain	Silver	<b>2:04.977</b>	9	10	+1.191	+0.017	<b>155.9</b>
9	3	Ahmad AL HARTHY	OM	Al Nabooda Racing	Gold	<b>2:05.360</b>	8	8	+1.574	+0.383	<b>155.4</b>
10	913	Wolfgang TRILLER	GER	TriSpa Racing	Bronze	<b>2:06.027</b>	10	11	+2.241	+0.667	<b>154.6</b>
11	21	Magnus ÖHMAN	SWE	Mtech	Bronze	<b>2:06.694</b>	4	8	+2.908	+0.667	<b>153.8</b>
12	15	Rob FRIJNS	NED	Frijns Structural Steel ME	Bronze	<b>2:07.272</b>	11	12	+3.486	+0.578	<b>153.1</b>
13	50	Fawaz ALGOSAIBI	KSA	ClassicArabia Racing	Bronze	<b>2:08.006</b>	5	10	+4.220	+0.734	<b>152.2</b>
14	82	Mohammed JAWA	KSA	M-Team	Bronze	<b>2:08.462</b>	11	12	+4.676	+0.456	<b>151.7</b>
15	4	Alain MURAOUR	FRA		Bronze	<b>2:10.042</b>	7	7	+6.256	+1.580	<b>149.8</b>

<b>Fastest Lap</b>	Lap 8	Clemens SCHMID	<b>2:03.786</b>	157.4 Kph
--------------------	-------	----------------	-----------------	-----------

Published at: .....

Track Status:

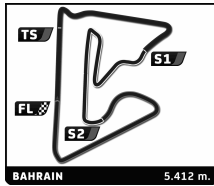
**DRY**

Race Director:

Timekeeper:

**PORSCHE**

**GT3 CUP  
CHALLENGE**  
MIDDLE EAST



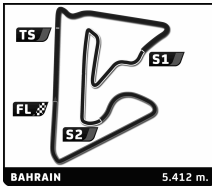
**Porsche GT3 Cup Challenge Middle East**

6 HOURS OF BAHRAIN

Qualifying 2

Best Sector Times

SECTOR 1			SECTOR 2			SECTOR 3			Pos	Driver	Ideal Lap	Best Lap
Pos	Driver	Time	Driver	Time	Driver	Time						
1	1 Z.ASHKANANI	39.065	2 C.SCHMID	45.187	1 Z.ASHKANANI	39.306	1	1 Z.ASHKANANI	2'03.716	2:03.916	(2)	
2	2 C.SCHMID	39.126	14 C.FRIJNS	45.308	2 C.SCHMID	39.432	2	2 C.SCHMID	2'03.745	2:03.786	(1)	
3	14 C.FRIJNS	39.310	1 Z.ASHKANANI	45.345	11 H.AL MAKTOUM	39.471	3	14 C.FRIJNS	2'04.100	2:04.130	(3)	
4	12 B.ALESAYI	39.351	11 H.AL MAKTOUM	45.524	14 C.FRIJNS	39.482	4	11 H.AL MAKTOUM	2'04.349	2:04.362	(4)	
5	11 H.AL MAKTOUM	39.354	9 S.AL MEHAIRI	45.768	6 M.MATTAR	39.572	5	12 B.ALESAYI	2'04.808	2:04.929	(6)	
6	9 S.AL MEHAIRI	39.364	12 B.ALESAYI	45.780	12 B.ALESAYI	39.677	6	9 S.AL MEHAIRI	2'04.864	2:04.927	(5)	
7	6 M.MATTAR	39.385	5 R.RAFFII	45.829	5 R.RAFFII	39.717	7	5 R.RAFFII	2'04.960	2:04.960	(7)	
8	5 R.RAFFII	39.414	3 A.AL HARTHY	45.936	913 W.TRILLER	39.731	8	6 M.MATTAR	2'04.977	2:04.977	(8)	
9	3 A.AL HARTHY	39.476	6 M.MATTAR	46.020	9 S.AL MEHAIRI	39.732	9	3 A.AL HARTHY	2'05.180	2:05.360	(9)	
10	913 W.TRILLER	39.773	21 M.ÖHMAN	46.025	3 A.AL HARTHY	39.768	10	913 W.TRILLER	2'05.637	2:06.027	(10)	
11	21 M.ÖHMAN	39.931	913 W.TRILLER	46.133	21 M.ÖHMAN	40.192	11	21 M.ÖHMAN	2'06.148	2:06.694	(11)	
12	15 R.FRIJNS	40.274	15 R.FRIJNS	46.397	15 R.FRIJNS	40.245	12	15 R.FRIJNS	2'06.916	2:07.272	(12)	
13	82 M.JAWA	40.315	50 F.ALGOSAIBI	46.651	50 F.ALGOSAIBI	40.483	13	50 F.ALGOSAIBI	2'07.519	2:08.006	(13)	
14	50 F.ALGOSAIBI	40.385	82 M.JAWA	47.114	82 M.JAWA	40.560	14	82 M.JAWA	2'07.989	2:08.462	(14)	
15	4 A.MURAOUR	41.068	4 A.MURAOUR	47.692	4 A.MURAOUR	41.098	15	4 A.MURAOUR	2'09.858	2:10.042	(15)	

**PORSCHE****GT3 CUP  
CHALLENGE  
MIDDLE EAST****Porsche GT3 Cup Challenge Middle East**

6 HOURS OF BAHRAIN

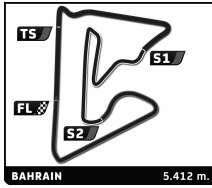
After Qualifying 2

Event maximum speed

Driver	Team	Car	Class	Top Speed	Lap	Session
9 Saeed AL MEHAIRI	Sky Dive Dubai Falcons		Silver	<b>247.4</b>	5	Free Practice 2
11 Hasher AL MAKTOUM	Sky Dive Dubai Falcons		Silver	<b>245.2</b>	11	Free Practice 2
12 Bandar ALESAYI	ClassicArabia Racing		Silver	<b>245.2</b>	5	Free Practice 1
2 Clemens SCHMID	Al Nabooda Racing		Gold	<b>244.1</b>	4	Free Practice 1
1 Zaid ASHKANANI	BuZaid GT / Frijns		Gold	<b>243.5</b>	4	Qualifying 1
14 Charlie FRJNS	BuZaid GT / Frijns		Gold	<b>241.3</b>	4	Qualifying 1
50 Fawaz ALGOSAIBI	ClassicArabia Racing		Bronze	<b>240.8</b>	9	Qualifying 2
913 Wolfgang TRILLER	TriSpa Racing		Bronze	<b>239.7</b>	4	Free Practice 1
6 Mohammed MATTAR	Team Bahrain		Silver	<b>238.7</b>	11	Qualifying 1
3 Ahmad AL HARTHY	Al Nabooda Racing		Gold	<b>238.2</b>	12	Free Practice 1
82 Mohammed JAWA	M-Team		Bronze	<b>238.2</b>	4	Qualifying 1
5 Raed RAFFI	Team Bahrain		Silver	<b>237.1</b>	5	Qualifying 2
15 Rob FRJNS	Frijns Structural Steel ME		Bronze	<b>235.1</b>	11	Qualifying 2
21 Magnus ÖHMAN	Mtech		Bronze	<b>234.5</b>	12	Free Practice 2
4 Alain MURAOUR			Bronze	<b>226.7</b>	5	Free Practice 1

**PORSCHE**

**GT3 CUP  
CHALLENGE**  
MIDDLE EAST



## Porsche GT3 Cup Challenge Middle East

6 HOURS OF BAHRAIN

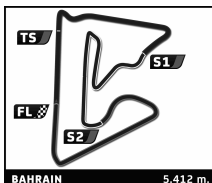
Qualifying 2

Fastest Lap Sequence

Practice Time	Driver	Team	Car	Class	Time	Kph	Lap
4:15.644	11 Hasher AL MAKTOUM	Sky Dive Dubai Falcons		Silver	<b>2:06.411</b>	154.1	2
5:38.554	14 Charlie FRUJNS	BuZaid GT / Frijns		Gold	<b>2:05.703</b>	155.0	2
5:49.478	12 Bandar ALESAYI	ClassicArabia Racing		Silver	<b>2:05.063</b>	155.8	2
17:06.574	2 Clemens SCHMID	Al Nabooda Racing		Gold	<b>2:04.567</b>	156.4	4
22:17.409	11 Hasher AL MAKTOUM	Sky Dive Dubai Falcons		Silver	<b>2:04.362</b>	156.7	8
24:08.797	1 Zaid ASHKANANI	BuZaid GT / Frijns		Gold	<b>2:03.916</b>	157.2	4
28:04.543	2 Clemens SCHMID	Al Nabooda Racing		Gold	<b>2:03.786</b>	157.4	8

PORSCHE

GT3 CUP  
CHALLENGE  
MIDDLE EAST



# Porsche GT3 Cup Challenge Middle East

## 6 HOURS OF BAHRAIN

### Qualifying 2

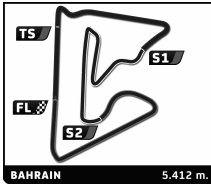
#### Analysis

Personal Best Session Best B Crossing the finish line in pit lane

Lap	Time	Sector 1	Sector 2	Sector 3	Kph	Elapsed	Lap	Time	Sector 1	Sector 2	Sector 3	Kph	Elapsed
<b>1 Zaid ASHKANANI</b> KUW BuZaid GT / Frijns													
1	17:50.703				18.2	17:50.703	5	2:06.270	39.758	46.586	39.926	154.3	13:30.371
2	2:09.232	41.358	47.285	40.589	150.8	19:59.935	6	5:33.041	40.010			58.5	19:03.412
3	2:04.946	39.831	45.599	39.516	155.9	22:04.881	7	2:08.488	40.596	47.873	40.019	151.6	21:11.900
4	<b>2:03.916</b>	39.198	45.412	<b>39.306</b>	157.2	24:08.797	8	2:05.676	39.791	46.219	39.666	155.0	23:17.576
5	2:04.451	<b>39.065</b>	<b>45.345</b>	40.041	156.6	26:13.248	9	<b>2:04.977</b>	<b>39.385</b>	<b>46.020</b>	<b>39.572</b>	155.9	25:22.553
							10	2:05.585	39.553	46.232	39.800	155.1	27:28.138
<b>2 Clemens SCHMID</b> UAE Al Nabooda Racing													
1	10:43.210				30.3	10:43.210							
2	2:09.180	40.053	45.714	43.413	150.8	12:52.390							
3	2:09.617	39.554	45.434	44.629	150.3	15:02.007							
4	2:04.567	39.483	45.290	39.794	156.4	17:06.574							
5	2:04.634	39.443	45.429	39.762	156.3	19:11.208							
6	4:44.617	40.586			68.5	23:55.825							
7	2:04.932	39.564	45.936	<b>39.432</b>	156.0	26:00.757							
8	<b>2:03.786</b>	<b>39.126</b>	<b>45.187</b>	39.473	157.4	28:04.543							
<b>3 Ahmad AL HARTHY</b> OM Al Nabooda Racing													
1	10:17.271				31.6	10:17.271							
2	2:18.091	41.616	48.567	47.908	141.1	12:35.362							
3	2:06.724	39.979	46.685	40.060	153.7	14:42.086							
4	2:05.654	39.616	45.967	40.071	155.1	16:47.740							
5	6:45.312	39.678			48.1	23:33.052							
6	2:07.963	40.644	46.910	40.409	152.3	25:41.015							
7	2:06.962	39.770	46.332	40.860	153.5	27:47.977							
8	<b>2:05.360</b>	39.656	<b>45.936</b>	<b>39.768</b>	155.4	29:53.337							
<b>4 Alain MURAOUR</b> FRA ClassicArabia Racing													
1	3:59.708	2:29.595	48.539	41.574	81.3	3:59.708							
2	2:11.868	42.194	48.379	41.295	147.7	6:11.576							
3	2:10.437	41.536	47.803	<b>41.098</b>	149.4	8:22.013							
4	2:11.345	<b>41.068</b>	48.349	41.928	148.3	10:33.358							
5	2:11.074	41.607	48.262	41.205	148.6	12:44.432							
6	2:10.739	41.287	47.933	41.519	149.0	14:55.171							
7	<b>2:10.042</b>	41.178	<b>47.692</b>	41.172	149.8	17:05.213							
<b>5 Raed RAFFIL</b> BAH Team Bahrain													
1	19:09.254				17.0	19:09.254							
2	2:08.513	40.925	47.322	40.266	151.6	21:17.767							
3	2:05.953	39.954	46.100	39.899	154.7	23:23.720							
4	2:05.437	39.611	45.990	39.836	155.3	25:29.157							
5	<b>2:04.960</b>	<b>39.414</b>	<b>45.829</b>	<b>39.717</b>	155.9	27:34.117							
<b>6 Mohammed MATTAR</b> BAH Team Bahrain													
1	5:01.277				64.7	5:01.277							
2	2:08.834	41.001	47.402	40.431	151.2	7:10.111							
3	2:07.136	40.346	46.672	40.118	153.2	9:17.247							
4	2:06.854	40.119	46.711	40.024	153.6	11:24.101							
<b>9 Saoud AL MEHAIRI</b> UAE Sky Dive Dubai Falcons													
1	17:51.476				18.2	17:51.476							
2	2:09.164	41.323	47.418	40.423	150.8	20:00.640							
3	2:05.533	39.822	45.943	39.768	155.2	22:06.173							
4	2:05.759	39.501	45.833	40.425	154.9	24:11.932							
5	2:05.028					26:16.960							
6	<b>2:04.927</b>	39.427	<b>45.768</b>	<b>39.732</b>	156.0	28:21.887							
<b>11 Hasher AL MAKTOUM</b> UAE Sky Dive Dubai Falcons													
1	2:09.233				150.8	2:09.233							
2	2:06.411	40.200	46.301	39.910	154.1	4:15.644							
3	2:05.710	39.777	46.077	39.856	155.0	6:21.354							
4	2:05.385	39.691	45.897	39.797	155.4	8:26.739							
5	2:05.966	39.584	46.038	40.344	154.7	10:32.705							
6	7:34.266	40.197			42.9	18:06.971							
7	2:06.076	40.094	46.198	39.784	154.5	20:13.047							
8	<b>2:04.362</b>	39.359	<b>45.524</b>	39.479	156.7	22:17.409							
9	2:04.624	<b>39.354</b>	45.759	39.511	156.3	24:22.033							
10	2:04.750	39.586	45.693	<b>39.471</b>	156.2	26:26.783							
<b>12 Bandar ALESAYI</b> KSA ClassicArabia Racing													
1	3:44.415	2:17.809	46.677	39.929	86.8	3:44.415							
2	2:05.063	39.549	<b>45.780</b>	39.734	155.8	5:49.478							
3	12:41.224	40.714			25.6	18:30.702							
4	2:10.127	41.472	48.066	40.589	149.7	20:40.829							
5	2:06.459	40.138	46.644	<b>39.677</b>	154.1	22:47.288							
6	2:04.983	<b>39.351</b>	45.811	39.821	155.9	24:52.271							
7	<b>2:04.929</b>	39.391	45.859	39.679	156.0	26:57.200							
<b>14 Charlie FRIJNS</b> NED BuZaid GT / Frijns													
1	3:32.851	2:04.588	48.286	39.977	91.5	3:32.851							
2	2:05.703	39.700	46.103	39.900	155.0	5:38.554							
3	2:07.682	39.955	47.702	40.025	152.6	7:46.236							
4	11:08.805	40.549			29.1	18:55.041							
5	2:21.082	46.810	53.810	40.462	138.1	21:16.123							
6	2:04.557	39.715	<b>45.308</b>	39.534	156.4	23:20.680							
7	<b>2:04.130</b>	<b>39.310</b>	45.338	<b>39.482</b>	157.0	25:24.810							
8	2:04.668	39.353	45.443	39.872	156.3	27:29.478							
9	2:04.453	39.464	45.365	39.624	156.6	29:33.931							
<b>15 Rob FRIJNS</b> NED Frijns Structural Steel ME													
1	3:37.422	2:06.618	48.188	42.616	89.6	3:37.422							
2	2:09.954	41.183	47.434	41.337	149.9	5:47.376							

PORSCHE

GT3 CUP  
CHALLENGE  
MIDDLE EAST



## Porsche GT3 Cup Challenge Middle East

6 HOURS OF BAHRAIN

Qualifying 2

Analysis

■ Personal Best ■ Session Best B Crossing the finish line in pit lane

Lap	Time	Sector 1	Sector 2	Sector 3	Kph	Elapsed	Lap	Time	Sector 1	Sector 2	Sector 3	Kph	Elapsed
3	2:09.030	40.974	47.151	40.905	151.0	7:56.406	5	2:07.825	40.423	46.970	40.432	152.4	12:01.173
4	2:10.448	40.917	47.729	41.802	149.4	10:06.854	6	5:44.222	40.113			56.6	17:45.395
5	5:01.870	41.071			64.5	15:08.724	7	2:07.710	40.216	47.135	40.359	152.6	19:53.105
6	2:13.061	43.171	49.131	40.759	146.4	17:21.785	8	2:07.434	40.580	46.773	40.081	152.9	22:00.539
7	2:08.719	40.837	47.408	40.474	151.4	19:30.504	9	2:06.382	40.356	46.295	39.731	154.2	24:06.921
8	2:07.592	40.574	46.685	40.333	152.7	21:38.096	10	2:06.027	39.773	46.133	40.121	154.6	26:12.948
9	2:07.699	40.795	46.659	40.245	152.6	23:45.795	11	2:06.375	39.899	46.224	40.252	154.2	28:19.323
10	2:07.454	40.351	46.806	40.297	152.9	25:53.249							
11	2:07.272	40.274	46.567	40.431	153.1	28:00.521							
12	2:07.847	40.594	46.397	40.856	152.4	30:08.368							

21

Magnus ÖHMAN

SWE

Mtech

1	10:09.839				31.9	10:09.839
2	2:10.090	41.180	48.137	40.773	149.8	12:19.929
3	2:07.065	39.931	46.720	40.414	153.3	14:26.994
4	2:06.694	40.477	46.025	40.192	153.8	16:33.688
5	2:06.711	40.123	46.200	40.388	153.8	18:40.399
6	2:06.891	39.950	46.541	40.400	153.5	20:47.290
7	2:07.375	40.059	46.620	40.696	153.0	22:54.665
8	2:08.630	40.047	47.319	41.264	151.5	25:03.295

50

Fawaz ALGOSAIBI

KSA

ClassicArabia Racing

1	2:45.214				117.9	2:45.214
2	2:09.926	41.403	47.446	41.077	150.0	4:55.140
3	2:08.153	40.629	47.041	40.483	152.0	7:03.293
4	2:08.012	40.448	47.049	40.515	152.2	9:11.305
5	2:08.006	40.513	46.807	40.686	152.2	11:19.311
6	2:08.052	40.683	46.651	40.718	152.2	13:27.363
7	2:08.171	40.385	47.115	40.671	152.0	15:35.534
8	2:08.377	40.513	47.099	40.765	151.8	17:43.911
9	2:18.568	50.059	47.522	40.987	140.6	20:02.479
10	2:08.221	40.596	46.903	40.722	152.0	22:10.700

82

Mohammed JAWA

KSA

M-Team

1	3:46.937	2:15.877	49.313	41.747	85.9	3:46.937
2	2:08.519	40.686	47.114	40.719	151.6	5:55.456
3	2:08.704	40.315	47.281	41.108	151.4	8:04.160
4	2:08.912	40.603	47.252	41.057	151.1	10:13.072
5	2:13.604	41.126	47.482	44.996	145.8	12:26.676
6	4:41.529	49.227			69.2	17:08.205
7	2:11.643	42.280	48.324	41.039	148.0	19:19.848
8	2:09.260	40.652	47.326	41.282	150.7	21:29.108
9	2:09.102	40.969	47.434	40.699	150.9	23:38.210
10	2:08.776	40.595	47.282	40.899	151.3	25:46.986
11	2:08.462	40.640	47.262	40.560	151.7	27:55.448
12	2:08.974	40.690	47.399	40.885	151.1	30:04.422

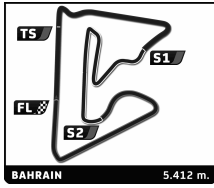
913

Wolfgang TRILLER

GER

TriSpa Racing

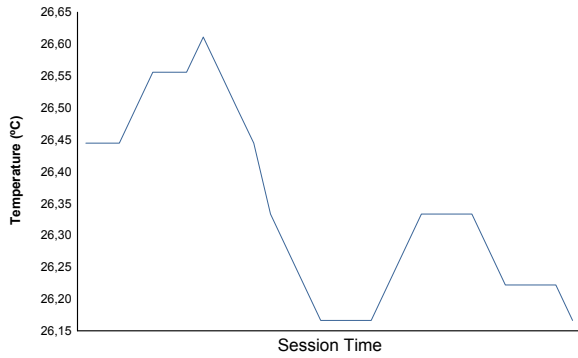
1	3:30.263	2:02.889	46.847	40.527	92.7	3:30.263
2	2:07.575	40.455	46.745	40.375	152.7	5:37.838
3	2:07.849	40.228	47.209	40.412	152.4	7:45.687
4	2:07.661	40.319	46.733	40.609	152.6	9:53.348



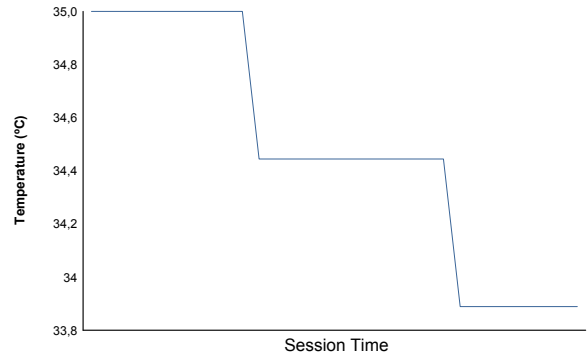
**6 HOURS OF BAHRAIN**  
 Porsche GT3 Cup Challenge Middle East  
 Qualifying 2

Weather Report

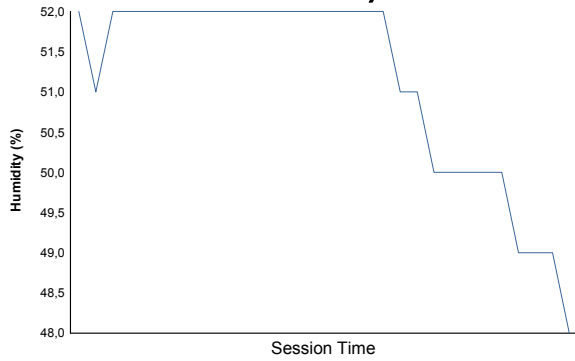
**Air Temperature**



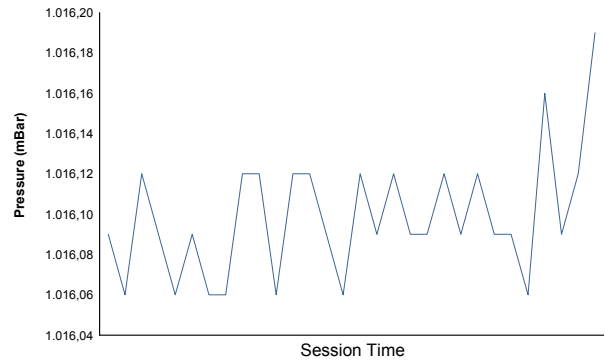
**Track Temperature**



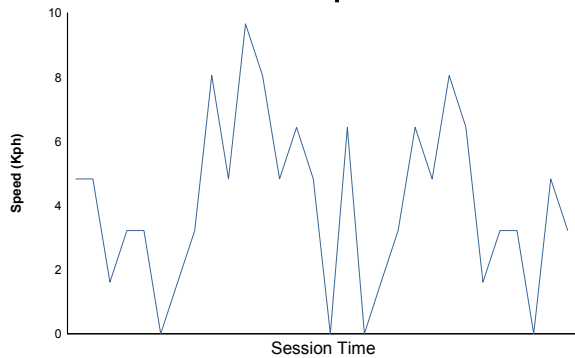
**Humidity**



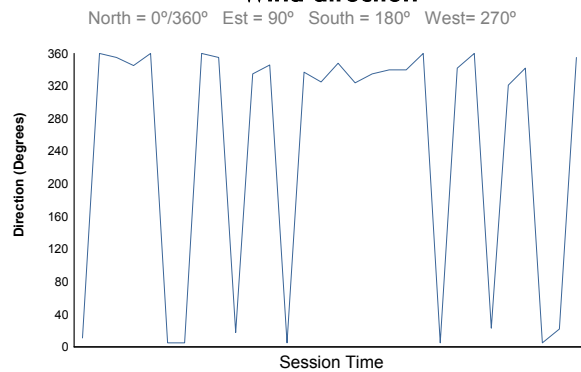
**Pressure**



**Wind Speed**



**Wind direction**



Track Status:

**DRY**