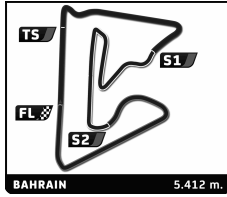


PORSCHE**GT3 CUP
CHALLENGE
MIDDLE EAST****Porsche GT3 Cup Challenge Middle East**

6 HOURS OF BAHRAIN

Free Practice 2

Classification

Nr.	Driver	Nat	Team	Car	Time	Lap	Total	Gap	Kph	
1	2	Clemens SCHMID	UAE	Al Nabooda Racing	2:04.516	8	10	-	-	156.5
2	11	Hasher AL MAKTOUM	UAE	Sky Dive Dubai Falcons	2:04.610	9	12	+0.094	+0.094	156.4
3	1	Zaid ASHKANANI	KUW	BuZaid GT / Frijns	2:04.643	4	11	+0.127	+0.033	156.3
4	9	Saeed AL MEHAIRI	UAE	Sky Dive Dubai Falcons	2:04.837	9	12	+0.321	+0.194	156.1
5	3	Ahmad AL HARTHY	OM	Al Nabooda Racing	2:05.403	11	11	+0.887	+0.566	155.4
6	6	Mohammed MATTAR	BAH	Team Bahrain	2:05.424	9	12	+0.908	+0.021	155.3
7	5	Raed RAFFI	BAH	Team Bahrain	2:05.524	11	12	+1.008	+0.100	155.2
8	12	Bandar ALLESAYI	KSA	ClassicArabia Racing	2:05.697	6	13	+1.181	+0.173	155.0
9	913	Wolfgang TRILLER	GER	TriSpa Racing	2:05.747	8	13	+1.231	+0.050	154.9
10	14	Charlie FRIJNS	NED	BuZaid GT / Frijns	2:06.579	4	13	+2.063	+0.832	153.9
11	21	Magnus ÖHMAN	SWE	Mtech	2:07.048	3	11	+2.532	+0.469	153.4
12	82	Mohammed JAWA	KSA	M-Team	2:08.343	13	14	+3.827	+1.295	151.8
13	15	Rob FRIJNS	NED	Frijns Structural Steel ME	2:08.845	13	13	+4.329	+0.502	151.2
14	50	Fawaz ALGOSAIBI	KSA	ClassicArabia Racing	2:09.453	12	13	+4.937	+0.608	150.5
15	4	Alain MURAOUR	FRA		2:10.233	4	13	+5.717	+0.780	149.6

Fastest Lap	Lap 8	Clemens SCHMID	2:04.516	156.5 Kph
--------------------	-------	----------------	-----------------	-----------

Published at:

Track Status:

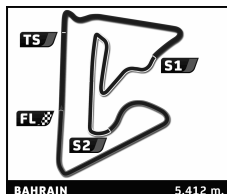
DRY

Race Director:

Timekeeper:

PORSCHE

**GT3 CUP
CHALLENGE
MIDDLE EAST**



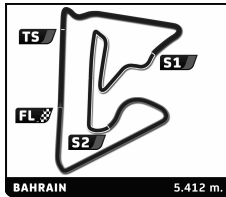
Porsche GT3 Cup Challenge Middle East

6 HOURS OF BAHRAIN

Free Practice 2

Best Sector Times

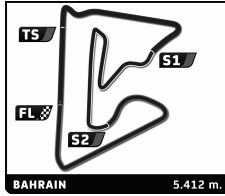
SECTOR 1			SECTOR 2			SECTOR 3			Pos	Driver	Ideal Lap	Best Lap
Pos	Driver	Time	Driver	Time	Driver	Time						
1	1 Z.ASHKANANI	39.164	2 C.SCHMID	45.465	2 C.SCHMID	39.536	1	2 C.SCHMID	2'04.328	2:04.516	(1)	
2	2 C.SCHMID	39.327	1 Z.ASHKANANI	45.629	11 H.AL MAKTOUM	39.593	2	1 Z.ASHKANANI	2'04.388	2:04.643	(3)	
3	11 H.AL MAKTOUM	39.339	11 H.AL MAKTOUM	45.656	1 Z.ASHKANANI	39.595	3	11 H.AL MAKTOUM	2'04.588	2:04.610	(2)	
4	9 S.AL MEHAIRI	39.373	9 S.AL MEHAIRI	45.676	6 M.MATTAR	39.596	4	9 S.AL MEHAIRI	2'04.653	2:04.837	(4)	
5	913 W.TRILLER	39.528	6 M.MATTAR	45.851	9 S.AL MEHAIRI	39.604	5	6 M.MATTAR	2'05.204	2:05.424	(6)	
6	12 B.ALESAYI	39.529	5 R.RAFFII	45.897	5 R.RAFFII	39.767	6	12 B.ALESAYI	2'05.272	2:05.697	(8)	
7	3 A.AL HARTHY	39.543	12 B.ALESAYI	45.949	12 B.ALESAYI	39.794	7	3 A.AL HARTHY	2'05.403	2:05.403	(5)	
8	5 R.RAFFII	39.742	3 A.AL HARTHY	45.957	913 W.TRILLER	39.871	8	5 R.RAFFII	2'05.406	2:05.524	(7)	
9	6 M.MATTAR	39.757	913 W.TRILLER	46.072	3 A.AL HARTHY	39.903	9	913 W.TRILLER	2'05.471	2:05.747	(9)	
10	14 C.FRIJNS	39.869	14 C.FRIJNS	46.202	14 C.FRIJNS	40.297	10	14 C.FRIJNS	2'06.368	2:06.579	(10)	
11	21 M.ÖHMAN	40.112	21 M.ÖHMAN	46.370	21 M.ÖHMAN	40.566	11	21 M.ÖHMAN	2'07.048	2:07.048	(11)	
12	82 M.JAWA	40.338	82 M.JAWA	46.781	82 M.JAWA	40.566	12	82 M.JAWA	2'07.685	2:08.343	(12)	
13	50 F.ALGOSAIBI	40.419	15 R.FRIJNS	47.185	15 R.FRIJNS	40.845	13	15 R.FRIJNS	2'08.592	2:08.845	(13)	
14	15 R.FRIJNS	40.562	4 A.MURAOUR	47.347	4 A.MURAOUR	41.258	14	50 F.ALGOSAIBI	2'09.341	2:09.453	(14)	
15	4 A.MURAOUR	41.192	50 F.ALGOSAIBI	47.638	50 F.ALGOSAIBI	41.284	15	4 A.MURAOUR	2'09.797	2:10.233	(15)	

PORSCHE**GT3 CUP
CHALLENGE
MIDDLE EAST****Porsche GT3 Cup Challenge Middle East****6 HOURS OF BAHRAIN**

After Free Practice 2

Event maximum speed

Driver	Team	Car	Class	Top Speed	Lap	Session
9 Saeed AL MEHAIRI	Sky Dive Dubai Falcons			247.4	5	Free Practice 2
11 Hasher AL MAKTOUM	Sky Dive Dubai Falcons			245.2	11	Free Practice 2
12 Bandar ALESAYI	ClassicArabia Racing			245.2	5	Free Practice 1
2 Clemens SCHMID	Al Nabooda Racing			244.1	4	Free Practice 1
1 Zaid ASHKANANI	BuZaid GT / Frijns			241.3	10	Free Practice 2
14 Charlie FRJNS	BuZaid GT / Frijns			240.3	11	Free Practice 1
50 Fawaz ALGOSAIBI	ClassicArabia Racing			239.7	13	Free Practice 2
913 Wolfgang TRILLER	TriSpa Racing			239.7	4	Free Practice 1
3 Ahmad AL HARTHY	Al Nabooda Racing			238.2	12	Free Practice 1
21 Magnus ÖHMAN	Mtech			234.5	12	Free Practice 2
15 Rob FRJNS	Frijns Structural Steel ME			231.5	11	Free Practice 1
5 Raed RAFFII	Team Bahrain			231.0	11	Free Practice 1
82 Mohammed JAWA	M-Team			230.1	10	Free Practice 1
4 Alain MURAOUR				226.7	5	Free Practice 1
6 Mohammed MATTAR	Team Bahrain			225.8	11	Free Practice 1

PORSCHE**GT3 CUP
CHALLENGE
MIDDLE EAST****Porsche GT3 Cup Challenge Middle East**

6 HOURS OF BAHRAIN

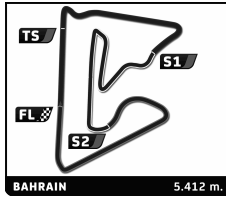
Free Practice 2

Fastest Lap Sequence

Practice Time	Driver	Team	Car	Class	Time	Kph	Lap
4:08.448	11 Hasher AL MAKTOUM	Sky Dive Dubai Falcons			2:08.233	151.9	2
6:02.981	913 Wolfgang TRILLER	TriSpa Racing			2:07.216	153.2	2
6:06.735	6 Mohammed MATTAR	Team Bahrain			2:07.171	153.2	2
6:35.474	12 Bandar ALESAYI	ClassicArabia Racing			2:06.709	153.8	3
8:41.902	12 Bandar ALESAYI	ClassicArabia Racing			2:06.428	154.1	4
10:19.998	6 Mohammed MATTAR	Team Bahrain			2:06.358	154.2	4
11:35.102	2 Clemens SCHMID	Al Nabooda Racing			2:05.767	154.9	3
12:54.406	12 Bandar ALESAYI	ClassicArabia Racing			2:05.697	155.0	6
13:40.416	2 Clemens SCHMID	Al Nabooda Racing			2:05.314	155.5	4
13:56.641	1 Zaid ASHKANANI	BuZaid GT / Frijns			2:04.643	156.3	4
21:33.593	11 Hasher AL MAKTOUM	Sky Dive Dubai Falcons			2:04.610	156.4	9
25:59.828	2 Clemens SCHMID	Al Nabooda Racing			2:04.516	156.5	8

PORSCHE

GT3 CUP
CHALLENGE
MIDDLE EAST



Porsche GT3 Cup Challenge Middle East

6 HOURS OF BAHRAIN

Free Practice 2

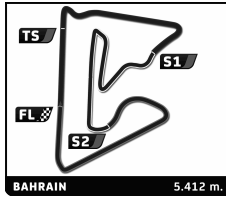
Analysis

Personal Best Session Best B Crossing the finish line in pit lane

Lap	Time	Sector 1	Sector 2	Sector 3	Kph	Elapsed	Lap	Time	Sector 1	Sector 2	Sector 3	Kph	Elapsed
1 Zaid ASHKANANI KUW							13 2:10.795 41.402 48.016 41.377 149.0 31:09.728						
BuZaid GT / Frijns							5 Raed RAFFII BAH						
1	7:30.142				43.3	7:30.142	Team Bahrain						
2	2:16.084	42.288	51.113	42.683	143.2	9:46.226	1	4:00.678	2:26.026	50.069	44.583	81.0	4:00.678
3	2:05.772	40.137	45.938	39.697	154.9	11:51.998	2	2:08.625	40.659	47.310	40.656	151.5	6:09.303
4	2:04.643	39.293	45.755	39.595	156.3	13:56.641	3	2:07.425	40.527	46.668	40.230	152.9	8:16.728
5	2:06.900	39.164	45.912	41.824	153.5	16:03.541	4	2:07.031	40.029	46.545	40.457	153.4	10:23.759
6	2:04.972	39.314	45.629	40.029	155.9	18:08.513	5	2:07.490	40.081	47.051	40.358	152.8	12:31.249
7	5:10.413	39.578			62.8	23:18.926	6	2:07.090	40.161	46.647	40.282	153.3	14:38.339
8	2:06.093	39.865	46.254	39.974	154.5	25:25.019	7	5:39.408	40.213			57.4	20:17.747
9	2:05.800	39.704	45.855	40.241	154.9	27:30.819	8	2:10.304	41.319	47.923	41.062	149.5	22:28.051
10	2:05.991	39.577	46.350	40.064	154.6	29:36.810	9	2:06.145	40.139	46.239	39.767	154.5	24:34.196
11	2:05.558	39.798	45.844	39.916	155.2	31:42.368	10	2:05.811	39.878	46.052	39.881	154.9	26:40.007
							11	2:05.524	39.784	45.897	39.843	155.2	28:45.531
							12	2:05.816	39.742	45.989	40.085	154.9	30:51.347
2 Clemens SCHMID UAE							6 Mohammed MATTAR BAH						
Al Nabooda Racing							Team Bahrain						
1	7:17.600				44.5	7:17.600	1	3:59.564	2:30.452	48.007	41.105	81.3	3:59.564
2	2:11.735	43.056	47.662	41.017	147.9	9:29.335	2	2:07.171	40.324	46.394	40.453	153.2	6:06.735
3	2:05.767	39.718	46.051	39.998	154.9	11:35.102	3	2:06.905	40.194	46.680	40.031	153.5	8:13.640
4	2:05.314	39.365	45.707	40.242	155.5	13:40.416	4	2:06.358	39.793	46.341	40.224	154.2	10:19.998
5	2:05.165	39.327	45.705	40.133	155.7	15:45.581	5	2:06.875	40.060	46.568	40.247	153.6	12:26.873
6	6:04.413	39.531			53.5	21:49.994	6	2:06.865	39.945	46.635	40.285	153.6	14:33.738
7	2:05.318	39.669	45.909	39.740	155.5	23:55.312	7	5:18.468	39.987			61.2	19:52.206
8	2:04.516	39.515	45.465	39.536	156.5	25:59.828	8	2:07.248	40.303	46.958	39.987	153.1	21:59.454
9	2:16.961	43.068	51.054	42.839	142.3	28:16.789	9	2:05.424	39.977	45.851	39.596	155.3	24:04.878
10	2:10.596	44.440	46.002	40.154	149.2	30:27.385	10	2:06.190	39.757	46.203	40.230	154.4	26:11.068
							11	2:05.861	39.812	45.953	40.096	154.8	28:16.929
							12	2:05.438	39.847	45.930	39.661	155.3	30:22.367
3 Ahmad AL HARTHY OM							9 Saeed AL MEHAIRI UAE						
Al Nabooda Racing							Sky Dive Dubai Falcons						
1	2:27.048				132.5	2:27.048	1	2:01.421				160.5	2:01.421
2	2:42.020	50.962	57.343	53.715	120.3	5:09.068	2	2:08.853	40.700	47.015	41.138	151.2	4:10.274
3	2:09.349	40.824	47.330	41.195	150.6	7:18.417	3	2:08.284	40.917	46.604	40.763	151.9	6:18.558
4	2:07.191	39.979	46.556	40.656	153.2	9:25.608	4	2:09.025	40.099	46.989	41.937	151.0	8:27.583
5	2:24.349	51.231	46.923	46.195	135.0	11:49.957	5	4:57.945	44.067			65.4	13:25.528
6	2:08.790	40.010	47.851	40.929	151.3	13:58.747	6	2:13.223	43.047	49.110	41.066	146.2	15:38.751
7	6:03.297	40.748			53.6	20:02.044	7	2:05.517	39.793	46.022	39.702	155.2	17:44.268
8	2:11.867	42.647	47.514	41.706	147.7	22:13.911	8	2:04.884	39.373	45.907	39.604	156.0	19:49.152
9	2:06.384	40.068	46.373	39.943	154.2	24:20.295	9	2:04.837	39.528	45.676	39.633	156.1	21:53.989
10	2:05.977	39.706	46.170	40.101	154.7	26:26.272	10	2:05.240	39.529	46.087	39.624	155.6	23:59.229
11	2:05.403	39.543	45.957	39.903	155.4	28:31.675	11	2:05.057	39.564	45.749	39.744	155.8	26:04.286
							12	2:05.842	40.005	46.123	39.714	154.8	28:10.128
4 Alain MURAOUR FRA							11 Hasher AL MAKTUUM UAE						
							Sky Dive Dubai Falcons						
1	2:09.394				150.6	2:09.394	1	2:00.215				162.1	2:00.215
2	2:12.345	42.252	48.598	41.495	147.2	4:21.739	2	2:08.233	40.727	46.925	40.581	151.9	4:08.448
3	2:10.627	41.346	47.968	41.313	149.2	6:32.366	3	2:08.183	40.060	47.422	40.701	152.0	6:16.631
4	2:10.233	41.345	47.347	41.541	149.6	8:42.599	4	2:07.687	40.012	46.985	40.690	152.6	8:24.318
5	2:11.761	41.446	48.375	41.940	147.9	10:54.360	5	4:48.113	40.001			67.6	13:12.431
6	2:10.349	41.192	47.899	41.258	149.5	13:04.709	6	2:05.718	40.040	45.975	39.703	155.0	15:18.149
7	2:10.949	41.283	48.158	41.508	148.8	15:15.658	7	2:05.559	39.358	46.387	39.814	155.2	17:23.708
8	2:11.725	41.365	48.890	41.470	147.9	17:27.383							
9	2:10.437	41.208	47.757	41.472	149.4	19:37.820							
10	4:31.687	42.068			71.7	24:09.507							
11	2:38.652	41.586	1:12.986	44.080	122.8	26:48.159							
12	2:10.774	41.558	47.894	41.322	149.0	28:58.933							

PORSCHE

**GT3 CUP
CHALLENGE
MIDDLE EAST**



**Porsche GT3 Cup Challenge Middle East
6 HOURS OF BAHRAIN**

Free Practice 2

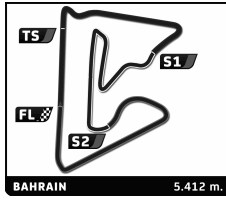
Analysis

■ Personal Best ■ Session Best ■ Crossing the finish line in pit lane

Lap	Time	Sector 1	Sector 2	Sector 3	Kph	Elapsed	Lap	Time	Sector 1	Sector 2	Sector 3	Kph	Elapsed
8	2:05.275	39.569	45.793	39.913	155.5	19:28.983	1	4:01.624	2:31.542	48.424	41.658	80.6	4:01.624
9	2:04.610	39.361	45.656	39.593	156.4	21:33.593	2	2:12.889	40.207	51.828	40.854	146.6	6:14.513
10	2:05.073	39.339	45.980	39.754	155.8	23:38.666	3	2:07.048	40.112	46.370	40.566	153.4	8:21.561
11	2:04.854	39.527	45.699	39.628	156.0	25:43.520	4	2:07.657	40.125	46.843	40.689	152.6	10:29.218
12	2:05.987	39.395	46.041	40.551	154.6	27:49.507	5	2:07.921	40.177	46.783	40.961	152.3	12:37.139
12 Bandar ALESAYI KSA ClassicArabia Racing							6	2:08.171	40.409	46.991	40.771	152.0	14:45.310
1	2:14.686				144.7	2:14.686	7	5:39.085	40.938			57.5	20:24.395
2	2:14.079	43.066	48.544	42.469	145.3	4:28.765	8	2:10.984	41.657	48.210	41.117	148.7	22:35.379
3	2:06.709	39.993	46.454	40.262	153.8	6:35.474	9	2:09.183	40.847	47.335	41.001	150.8	24:44.562
4	2:06.428	39.529	46.301	40.598	154.1	8:41.902	10	2:08.093	40.207	47.087	40.799	152.1	26:52.655
5	2:06.807	39.702	45.983	41.122	153.6	10:48.709	11	2:07.811	40.264	46.873	40.674	152.4	29:00.466
6	2:05.697	39.954	45.949	39.794	155.0	12:54.406	50 Fawaz ALGOSAIBI KSA ClassicArabia Racing						
7	2:05.726	39.777	46.057	39.892	155.0	15:00.132	1	1:58.996				163.7	1:58.996
8	4:30.877	40.400			71.9	19:31.009	2	2:17.301	45.715	49.423	42.163	141.9	4:16.297
9	2:07.153	40.423	46.682	40.048	153.2	21:38.162	3	2:11.035	40.883	48.516	41.636	148.7	6:27.332
10	2:06.406	39.648	46.422	40.336	154.1	23:44.568	4	2:10.878	40.977	48.316	41.585	148.9	8:38.210
11	2:07.267	39.766	46.537	40.964	153.1	25:51.835	5	2:11.561	40.699	48.197	42.665	148.1	10:49.771
12	2:06.152	39.829	46.164	40.159	154.4	27:57.987	6	2:10.697	41.214	47.786	41.697	149.1	13:00.468
13	2:06.737	39.870	46.251	40.616	153.7	30:04.724	7	2:10.484	40.784	48.163	41.537	149.3	15:10.952
14 Charlie FRIJNS NED BuZaid GT / Frijns							8	2:10.705	40.807	48.023	41.875	149.1	17:21.657
1	3:17.232				98.8	3:17.232	9	4:29.510	41.984			72.3	21:51.167
2	2:09.761	40.868	47.578	41.315	150.1	5:26.993	10	2:11.143	41.068	48.740	41.335	148.6	24:02.310
3	2:07.011	39.998	46.404	40.609	153.4	7:34.004	11	2:11.031	40.419	47.820	42.792	148.7	26:13.341
4	2:06.579	39.869	46.389	40.321	153.9	9:40.583	12	2:09.453	40.531	47.638	41.284	150.5	28:22.794
5	2:06.888	39.896	46.493	40.499	153.5	11:47.471	13	2:11.019	41.464	47.943	41.612	148.7	30:33.813
6	2:06.947	40.030	46.298	40.619	153.5	13:54.418	82 Mohammed JAWA KSA M-Team						
7	2:06.700	39.887	46.262	40.551	153.8	16:01.118	1	2:40.945				121.1	2:40.945
8	4:36.870	40.150			70.4	20:37.988	2	2:22.890	43.865	52.269	46.756	136.4	5:03.835
9	2:06.877	40.119	46.202	40.556	153.6	22:44.865	3	2:10.072	41.166	47.583	41.323	149.8	7:13.907
10	2:06.710	39.912	46.501	40.297	153.8	24:51.575	4	2:09.375	40.699	47.557	41.119	150.6	9:23.282
11	2:07.586	40.624	46.406	40.556	152.7	26:59.161	5	2:08.399	40.608	47.225	40.566	151.7	11:31.681
12	2:06.819	40.037	46.247	40.535	153.6	29:05.980	6	2:09.330	40.498	47.366	41.466	150.6	13:41.011
13	2:07.575	40.054	46.964	40.557	152.7	31:13.555	7	2:09.345	40.808	47.057	41.480	150.6	15:50.356
15 Rob FRIJNS NED Frijns Structural Steel ME							8	2:08.863	40.728	47.150	40.985	151.2	17:59.219
1	2:52.854				112.7	2:52.854	9	2:08.785	40.338	46.781	41.666	151.3	20:08.004
2	2:19.399	45.815	50.439	43.145	139.8	5:12.253	10	2:08.675	40.503	47.077	41.095	151.4	22:16.679
3	2:12.099	41.637	48.497	41.965	147.5	7:24.352	11	2:08.603	40.707	47.106	40.790	151.5	24:25.282
4	2:10.530	41.181	48.137	41.212	149.3	9:34.882	12	2:08.629	40.462	47.219	40.948	151.5	26:33.911
5	2:09.339	40.562	47.458	41.319	150.6	11:44.221	13	2:08.343	40.578	47.006	40.759	151.8	28:42.254
6	2:09.123	40.705	47.345	41.073	150.9	13:53.344	14	2:08.861	40.683	47.339	40.839	151.2	30:51.115
7	4:09.073	47.784			78.2	18:02.417	913 Wolfgang TRILLER GER TriSpa Racing						
8	2:11.200	41.023	47.518	42.659	148.5	20:13.617	1	3:55.765	2:26.949	47.874	40.942	82.6	3:55.765
9	2:09.433	40.842	47.185	41.406	150.5	22:23.050	2	2:07.216	40.280	46.606	40.330	153.2	6:02.981
10	2:46.158	40.856	1:17.218	48.084	117.3	25:09.208	3	2:08.228	40.248	47.324	40.656	151.9	8:11.209
11	2:26.178	56.581	48.428	41.169	133.3	27:35.386	4	2:07.396	40.061	46.662	40.673	152.9	10:18.605
12	2:09.536	40.794	47.617	41.125	150.4	29:44.922	5	4:16.156	39.979			76.1	14:34.761
13	2:08.845	40.794	47.206	40.845	151.2	31:53.767	6	2:07.549	40.416	46.956	40.177	152.8	16:42.310
21 Magnus ÖHMAN SWE Mtech							7	2:06.943	40.140	46.394	40.409	153.5	18:49.253
1							8	2:05.747	39.528	46.181	40.038	154.9	20:55.000
2							9	2:05.748	39.551	46.326	39.871	154.9	23:00.748

PORSCHE

**GT3 CUP
CHALLENGE**
MIDDLE EAST



Porsche GT3 Cup Challenge Middle East

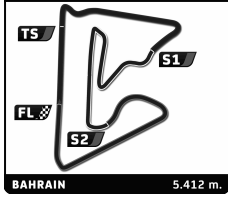
6 HOURS OF BAHRAIN

Free Practice 2

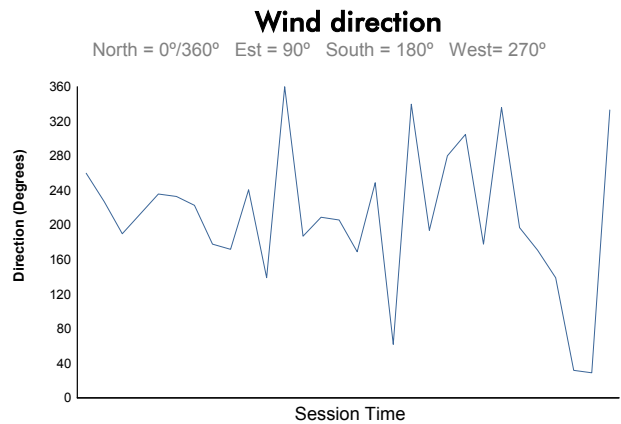
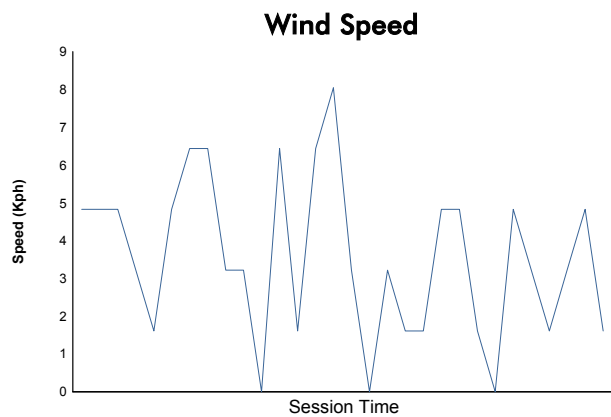
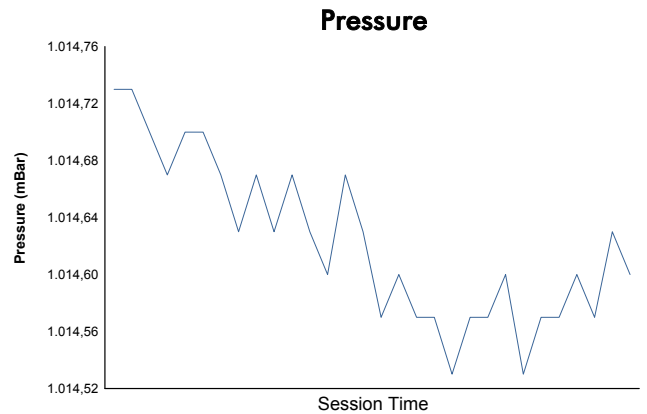
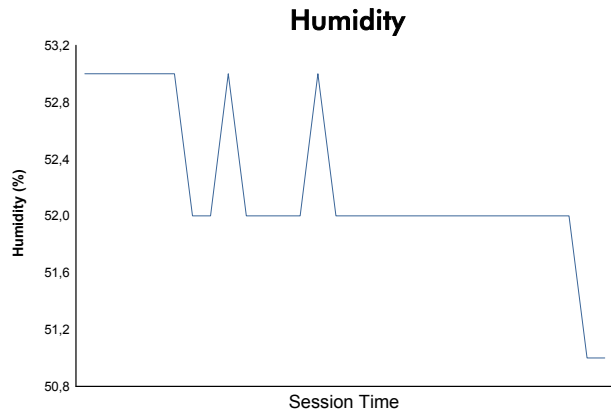
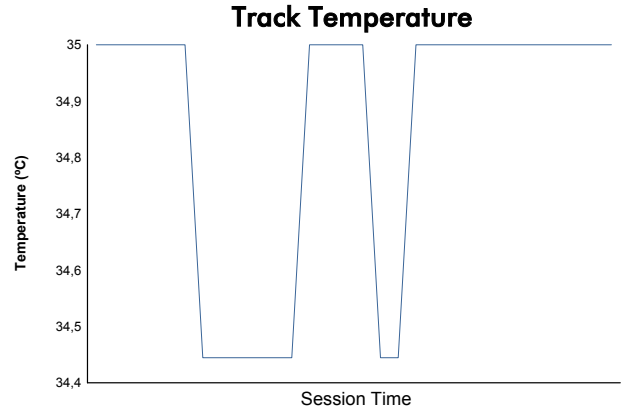
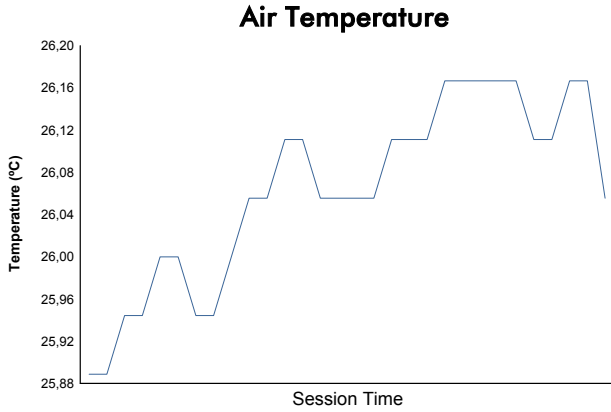
Analysis

■ Personal Best ■ Session Best **B** Crossing the finish line in pit lane

Lap	Time	Sector 1	Sector 2	Sector 3	Kph	Elapsed	Lap	Time	Sector 1	Sector 2	Sector 3	Kph	Elapsed
10	2:06.354	39.768	46.401	40.185	154.2	25:07.102							
11	2:07.923	40.340	46.347	41.236	152.3	27:15.025							
12	2:06.254	39.894	46.072	40.288	154.3	29:21.279							
13	2:07.675	40.194	46.693	40.788	152.6	31:28.954							



6 HOURS OF BAHRAIN
Porsche GT3 Cup Challenge Middle East
Free Practice 2
Weather Report



Track Status: **DRY**