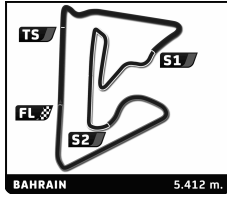


**PORSCHE****GT3 CUP  
CHALLENGE  
MIDDLE EAST****Porsche GT3 Cup Challenge Middle East****6 HOURS OF BAHRAIN**

Free Practice 1

## Classification

Nr.	Driver	Nat	Team	Car	Time	Lap	Total	Gap	Kph
1	2	<b>Clemens SCHMID</b>	UAE	Al Nabooda Racing	<b>2:04.545</b>	3	12	-	<b>156.4</b>
2	14	<b>Charlie FRIJNS</b>	NED	BuZaid GT / Frijns	<b>2:05.857</b>	7	11	+1.312	<b>154.8</b>
3	6	<b>Mohammed MATTAR</b>	BAH	Team Bahrain	<b>2:06.296</b>	13	13	+1.751	<b>154.3</b>
4	9	<b>Saeed AL MEHAIRI</b>	UAE	Sky Dive Dubai Falcons	<b>2:06.335</b>	3	12	+1.790	<b>154.2</b>
5	11	<b>Hasher AL MAKTOUM</b>	UAE	Sky Dive Dubai Falcons	<b>2:06.533</b>	4	13	+1.988	<b>154.0</b>
6	1	<b>Zaid ASHKANANI</b>	KUW	BuZaid GT / Frijns	<b>2:06.814</b>	7	12	+2.269	<b>153.6</b>
7	5	<b>Raed RAFFII</b>	BAH	Team Bahrain	<b>2:06.828</b>	12	13	+2.283	<b>153.6</b>
8	3	<b>Ahmad AL HARTHY</b>	OM	Al Nabooda Racing	<b>2:07.052</b>	6	12	+2.507	<b>153.3</b>
9	12	<b>Bandar ALESAYI</b>	KSA	ClassicArabia Racing	<b>2:07.684</b>	8	9	+3.139	<b>152.6</b>
10	913	<b>Wolfgang TRILLER</b>	GER	TriSpa Racing	<b>2:07.691</b>	6	10	+3.146	<b>152.6</b>
11	82	<b>Mohammed JAWA</b>	KSA	M-Team	<b>2:08.061</b>	10	12	+3.516	<b>152.1</b>
12	15	<b>Rob FRIJNS</b>	NED	Frijns Structural Steel ME	<b>2:08.278</b>	12	13	+3.733	<b>151.9</b>
13	21	<b>Magnus ÖHMAN</b>	SWE	Mtech	<b>2:08.282</b>	6	13	+3.737	<b>151.9</b>
14	50	<b>Fawaz ALGOSAIBI</b>	KSA	ClassicArabia Racing	<b>2:08.788</b>	5	13	+4.243	<b>151.3</b>
15	4	<b>Alain MURAOUR</b>	FRA		<b>2:11.406</b>	10	10	+6.861	<b>148.3</b>

<b>Fastest Lap</b>	Lap 3	Clemens SCHMID	<b>2:04.545</b>	156.4 Kph
--------------------	-------	----------------	-----------------	-----------

Published at: .....

Track Status:

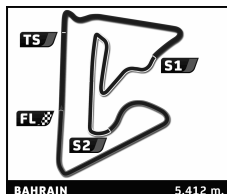
**DRY**

Race Director:

Timekeeper:

**PORSCHE**

**GT3 CUP  
CHALLENGE  
MIDDLE EAST**

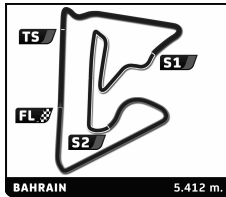


**Porsche GT3 Cup Challenge Middle East**  
**6 HOURS OF BAHRAIN**

Free Practice 1

Best Sector Times

SECTOR 1			SECTOR 2			SECTOR 3				
Pos	Driver	Time	Driver	Time	Driver	Time	Pos	Driver	Ideal Lap	Best Lap
1	2 C.SCHMID	39.181	2 C.SCHMID	45.608	2 C.SCHMID	39.756	1	2 C.SCHMID	2'04.545	2:04.545 (1)
2	14 C.FRIJNS	39.691	14 C.FRIJNS	45.987	6 M.MATTAR	39.915	2	14 C.FRIJNS	2'05.800	2:05.857 (2)
3	6 M.MATTAR	39.802	9 S.AL MEHAIRI	46.178	9 S.AL MEHAIRI	40.006	3	6 M.MATTAR	2'06.036	2:06.296 (3)
4	3 A.AL HARTHY	39.818	6 M.MATTAR	46.319	11 H.AL MAKTOUM	40.065	4	9 S.AL MEHAIRI	2'06.097	2:06.335 (4)
5	11 H.AL MAKTOUM	39.880	913 W.TRILLER	46.371	1 Z.ASHKANANI	40.107	5	11 H.AL MAKTOUM	2'06.456	2:06.533 (5)
6	9 S.AL MEHAIRI	39.913	5 R.RAFFII	46.373	14 C.FRIJNS	40.122	6	3 A.AL HARTHY	2'06.502	2:07.052 (8)
7	1 Z.ASHKANANI	39.934	1 Z.ASHKANANI	46.481	3 A.AL HARTHY	40.184	7	1 Z.ASHKANANI	2'06.522	2:06.814 (6)
8	5 R.RAFFII	39.948	3 A.AL HARTHY	46.500	5 R.RAFFII	40.246	8	5 R.RAFFII	2'06.567	2:06.828 (7)
9	913 W.TRILLER	40.070	11 H.AL MAKTOUM	46.511	15 R.FRIJNS	40.286	9	913 W.TRILLER	2'06.909	2:07.691 (10)
10	82 M.JAWA	40.096	12 B.ALESAYI	46.965	82 M.JAWA	40.347	10	82 M.JAWA	2'07.470	2:08.061 (11)
11	21 M.ÖHMAN	40.298	21 M.ÖHMAN	46.982	12 B.ALESAYI	40.388	11	12 B.ALESAYI	2'07.683	2:07.684 (9)
12	12 B.ALESAYI	40.330	15 R.FRIJNS	46.992	913 W.TRILLER	40.468	12	15 R.FRIJNS	2'07.892	2:08.278 (12)
13	50 F.ALGOSAIBI	40.434	82 M.JAWA	47.027	21 M.ÖHMAN	40.772	13	21 M.ÖHMAN	2'08.052	2:08.282 (13)
14	15 R.FRIJNS	40.614	50 F.ALGOSAIBI	47.255	50 F.ALGOSAIBI	40.839	14	50 F.ALGOSAIBI	2'08.528	2:08.788 (14)
15	4 A.MURAOUR	41.261	4 A.MURAOUR	48.337	4 A.MURAOUR	41.201	15	4 A.MURAOUR	2'10.799	2:11.406 (15)

**PORSCHE****GT3 CUP  
CHALLENGE  
MIDDLE EAST****Porsche GT3 Cup Challenge Middle East****6 HOURS OF BAHRAIN**

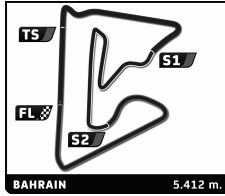
After Free Practice 1

Event maximum speed

Driver	Team	Car	Class	Top Speed	Lap	Session
12 Bandar ALESAYI	ClassicArabia Racing			<b>245.2</b>	5	Free Practice 1
2 Clemens SCHMID	Al Nabooda Racing			<b>244.1</b>	4	Free Practice 1
14 Charlie FRIJNS	BuZaid GT / Frijns			<b>240.3</b>	11	Free Practice 1
913 Wolfgang TRILLER	TriSpa Racing			<b>239.7</b>	4	Free Practice 1
1 Zaid ASHKANANI	BuZaid GT / Frijns			<b>238.2</b>	6	Free Practice 1
3 Ahmad AL HARTHY	Al Nabooda Racing			<b>238.2</b>	12	Free Practice 1
9 Saeed AL MEHAIRI	Sky Dive Dubai Falcons			<b>236.1</b>	11	Free Practice 1
11 Hasher AL MAKTOUM	Sky Dive Dubai Falcons			<b>235.1</b>	12	Free Practice 1
21 Magnus ÖHMAN	Mtech			<b>234.0</b>	9	Free Practice 1
15 Rob FRIJNS	Frijns Structural Steel ME			<b>231.5</b>	11	Free Practice 1
5 Raed RAFFIL	Team Bahrain			<b>231.0</b>	11	Free Practice 1
82 Mohammed JAWA	M-Team			<b>230.1</b>	10	Free Practice 1
4 Alain MURAOUR				<b>226.7</b>	5	Free Practice 1
6 Mohammed MATTAR	Team Bahrain			<b>225.8</b>	11	Free Practice 1
50 Fawaz ALGOSAIBI	ClassicArabia Racing			<b>223.4</b>	10	Free Practice 1

**PORSCHE**

**GT3 CUP  
CHALLENGE**  
MIDDLE EAST



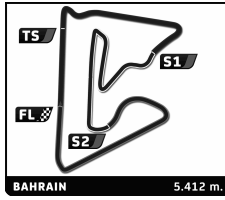
## Porsche GT3 Cup Challenge Middle East

6 HOURS OF BAHRAIN

Free Practice 1

Fastest Lap Sequence

Practice Time	Driver	Team	Car	Class	Time	Kph	Lap
4:16.853	11 Hasher AL MAKTOUM	Sky Dive Dubai Falcons			<b>2:10.074</b>	149.8	2
5:58.578	9 Saeed AL MEHAIRI	Sky Dive Dubai Falcons			<b>2:08.300</b>	151.9	2
6:01.174	2 Clemens SCHMID	Al Nabooda Racing			<b>2:06.005</b>	154.6	2
8:05.719	2 Clemens SCHMID	Al Nabooda Racing			<b>2:04.545</b>	156.4	3



Porsche GT3 Cup Challenge Middle East 6 HOURS OF BAHRAIN

Free Practice 1

Analysis

Personal Best Session Best B Crossing the finish line in pit lane

Table with 7 columns: Lap, Time, Sector 1, Sector 2, Sector 3, Kph, Elapsed. Driver: Zaid ASHKANANI. Team: BuZaid GT / Frijns. Includes lap 12 data with Personal Best in Sector 3.

Table with 7 columns: Lap, Time, Sector 1, Sector 2, Sector 3, Kph, Elapsed. Driver: Clemens SCHMID. Team: Al Nabooda Racing. Includes lap 3 data with Personal Best in Sector 1 and Session Best in Sector 2.

Table with 7 columns: Lap, Time, Sector 1, Sector 2, Sector 3, Kph, Elapsed. Driver: Ahmad AL HARTHY. Team: Al Nabooda Racing. Includes lap 7 data with Personal Best in Sector 2 and Session Best in Sector 3.

Table with 7 columns: Lap, Time, Sector 1, Sector 2, Sector 3, Kph, Elapsed. Driver: Alain MURAOUR. Team: FRA. Includes lap 7 data with Personal Best in Sector 2 and Session Best in Sector 3.

Table with 7 columns: Lap, Time, Sector 1, Sector 2, Sector 3, Kph, Elapsed. Driver: Raed RAFFII. Team: Team Bahrain. Includes lap 10 data with Personal Best in Sector 1.

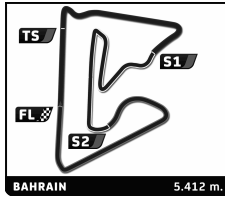
Table with 7 columns: Lap, Time, Sector 1, Sector 2, Sector 3, Kph, Elapsed. Driver: Mohammed MATTAR. Team: Team Bahrain. Includes lap 12 data with Personal Best in Sector 2 and Session Best in Sector 3.

Table with 7 columns: Lap, Time, Sector 1, Sector 2, Sector 3, Kph, Elapsed. Driver: Saeed AL MEHAIRI. Team: Sky Dive Dubai Falcons. Includes lap 7 data with Personal Best in Sector 2 and Session Best in Sector 3.

Table with 7 columns: Lap, Time, Sector 1, Sector 2, Sector 3, Kph, Elapsed. Driver: Hasher AL MAKTOUM. Team: Sky Dive Dubai Falcons. Includes lap 4 data with Personal Best in Sector 2 and Session Best in Sector 3.

PORSCHE

GT3 CUP  
CHALLENGE  
MIDDLE EAST



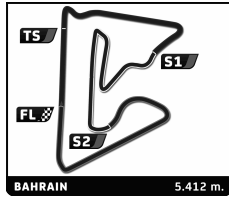
Porsche GT3 Cup Challenge Middle East  
6 HOURS OF BAHRAIN

Free Practice 1

Analysis

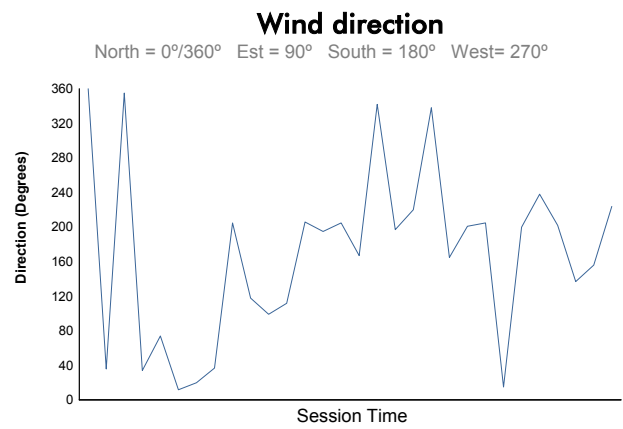
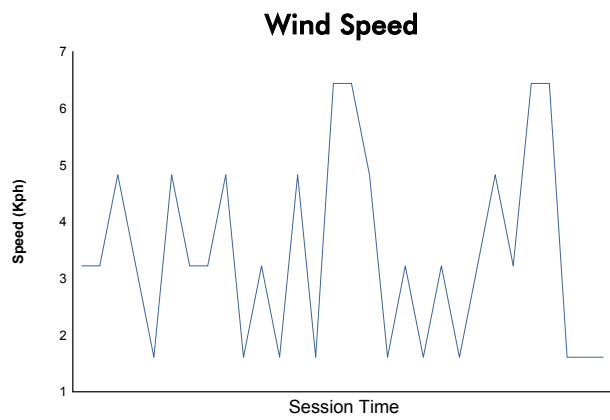
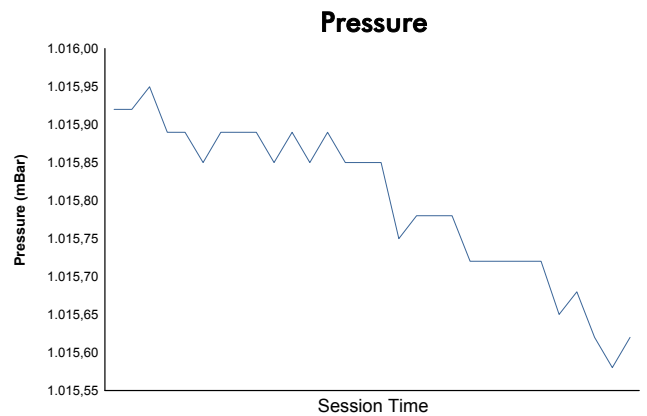
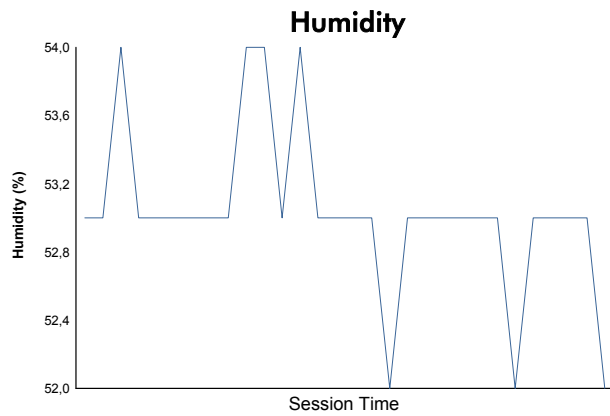
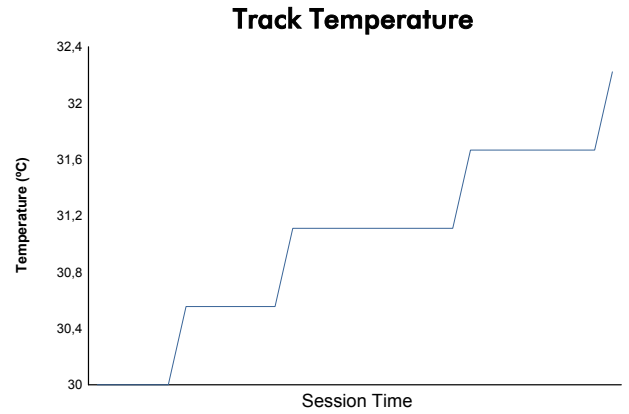
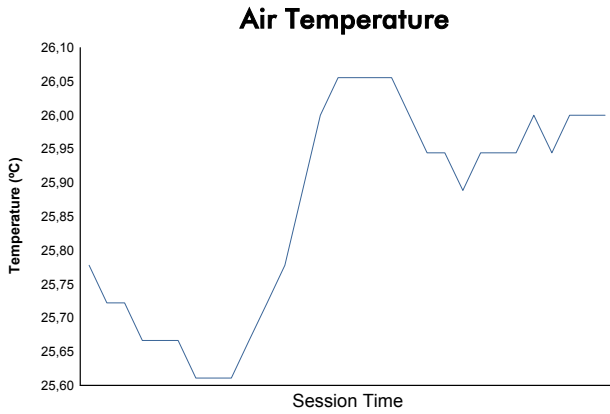
Personal Best Session Best B Crossing the finish line in pit lane

Lap	Time	Sector 1	Sector 2	Sector 3	Kph	Elapsed	Lap	Time	Sector 1	Sector 2	Sector 3	Kph	Elapsed
5	2:06.772	39.936	46.608	40.228	153.7	10:37.347	3	2:10.857	40.902	48.164	41.791	148.9	6:31.470
6	2:06.604	39.893	46.511	40.200	153.9	12:43.951	4	2:09.353	40.751	47.667	40.935	150.6	8:40.823
7	2:07.523	40.354	46.669	40.500	152.8	14:51.474	5	2:08.496	40.609	46.982	40.905	151.6	10:49.319
8	2:07.318	40.016	47.129	40.173	153.0	16:58.792	6	2:08.282	40.298	47.212	40.772	151.9	12:57.601
9	4:44.194	40.343			68.6	21:42.986	7	2:08.805	40.532	47.232	41.041	151.3	15:06.406
10	2:07.044	40.071	46.572	40.401	153.4	23:50.030	8	2:09.042	40.832	47.251	40.959	151.0	17:15.448
11	2:07.032	39.915	46.716	40.401	153.4	25:57.062	9	2:08.819	40.319	47.606	40.894	151.2	19:24.267
12	2:07.727	39.928	47.545	40.254	152.5	28:04.789	10	2:08.932	40.440	47.231	41.261	151.1	21:33.199
13	2:07.477	40.007	46.871	40.599	152.8	30:12.266	11	4:18.288	41.069			75.4	25:51.487
<b>12</b> Bandar ALESAYI KSA ClassicArabia Racing							<b>50</b> Fawaz ALGOSAIBI KSA ClassicArabia Racing						
1	2:11.473				148.2	2:11.473	1	2:13.924				145.5	2:13.924
2	2:34.146	54.436	54.762	44.948	126.4	4:45.619	2	2:32.706	52.851	55.371	44.484	127.6	4:46.630
3	2:13.072	42.826	48.463	41.783	146.4	6:58.691	3	2:13.562	43.386	48.694	41.482	145.9	7:00.192
4	2:08.139	40.330	47.325	40.484	152.0	9:06.830	4	2:10.175	41.445	47.568	41.162	149.7	9:10.367
5	2:14.833	46.512	47.177	41.144	144.5	11:21.663	5	2:08.788	40.694	47.255	40.839	151.3	11:19.155
6	5:24.549	40.603			60.0	16:46.212	6	2:09.774	40.738	48.076	40.960	150.1	13:28.929
7	2:09.012	40.392	48.092	40.528	151.0	18:55.224	7	2:09.270	40.734	47.490	41.046	150.7	15:38.199
8	2:07.684	40.331	46.965	40.388	152.6	21:02.908	8	4:30.207	41.001			72.1	20:08.406
9	2:08.348	40.415	47.328	40.605	151.8	23:11.256	9	2:09.870	40.937	47.815	41.118	150.0	22:18.276
<b>14</b> Charlie FRIJNS NED BuZaid GT / Frijns							10 2:10.662 40.667 48.952 41.043 149.1 24:28.938						
1	2:23.594				135.7	2:23.594	11	2:09.153	40.576	47.561	41.016	150.9	26:38.091
2	8:10.754	53.253			39.7	10:34.348	12	2:09.061	40.434	47.688	40.939	151.0	28:47.152
3	2:19.793	48.877	50.023	40.893	139.4	12:54.141	13	2:10.112	40.701	48.019	41.392	149.7	30:57.264
4	2:06.881	40.367	46.261	40.253	153.6	15:01.022	<b>82</b> Mohammed JAWA KSA M-Team						
5	2:06.988	39.793	46.956	40.239	153.4	17:08.010	1	4:11.409	2:37.187	50.490	43.732	77.5	4:11.409
6	2:06.174	39.803	46.054	40.317	154.4	19:14.184	2	2:10.554	41.441	47.808	41.305	149.2	6:21.963
7	2:05.857	39.691	45.987	40.179	154.8	21:20.041	3	2:10.047	41.160	47.811	41.076	149.8	8:32.010
8	4:16.406	39.808			76.0	25:36.447	4	2:09.502	40.599	47.613	41.290	150.4	10:41.512
9	2:06.908	39.901	46.577	40.430	153.5	27:43.355	5	2:10.523	41.955	47.616	40.952	149.3	12:52.035
10	2:07.145	39.877	46.238	41.030	153.2	29:50.500	6	2:09.055	40.363	47.068	41.624	151.0	15:01.090
11	2:06.749	40.522	46.105	40.122	153.7	31:57.249	7	5:15.776	41.788			61.7	20:16.866
<b>15</b> Rob FRIJNS NED Frijns Structural Steel ME							8 2:11.870 42.261 48.465 41.144 147.7 22:28.736						
1	2:54.692				111.5	2:54.692	9	2:09.852	40.924	48.127	40.801	150.0	24:38.588
2	2:21.023	47.927	50.588	42.508	138.2	5:15.715	10	2:08.061	40.192	47.522	40.347	152.1	26:46.649
3	2:10.411	41.425	47.917	41.069	149.4	7:26.126	11	2:08.138	40.561	47.027	40.550	152.0	28:54.787
4	2:09.116	40.992	47.339	40.785	150.9	9:35.242	12	2:10.612	40.096	48.065	42.451	149.2	31:05.399
5	2:08.525	40.713	47.176	40.636	151.6	11:43.767	<b>913</b> Wolfgang TRILLER GER TriSpa Racing						
6	2:09.227	40.926	47.554	40.747	150.8	13:52.994	1	4:00.849	2:30.118	48.729	42.002	80.9	4:00.849
7	2:09.000	40.846	47.348	40.806	151.0	16:01.994	2	2:09.103	40.398	47.945	40.760	150.9	6:09.952
8	4:25.304	44.888			73.4	20:27.298	3	2:10.014	40.308	49.140	40.566	149.9	8:19.966
9	2:13.924	41.007	51.332	41.585	145.5	22:41.222	4	2:08.039	40.551	47.020	40.468	152.2	10:28.005
10	2:09.149	41.057	47.435	40.657	150.9	24:50.371	5	2:07.759	40.277	46.899	40.583	152.5	12:35.764
11	2:08.300	40.740	47.274	40.286	151.9	26:58.671	6	2:07.691	40.070	46.371	41.250	152.6	14:43.455
12	2:08.278	40.614	46.992	40.672	151.9	29:06.949	7	2:09.318	40.208	48.188	40.922	150.7	16:52.773
13	2:15.479	43.006	50.684	41.789	143.8	31:22.428	8	2:07.967	40.401	46.978	40.588	152.3	19:00.740
<b>21</b> Magnus ÖHMAN SWE Mtech							9 2:08.342 40.258 47.133 40.951 151.8 21:09.082						
1	2:05.352				155.4	2:05.352	10	2:08.762	40.183	47.005	41.574	151.3	23:17.844
2	2:15.261	43.410	48.982	42.869	144.0	4:20.613							



**6 HOURS OF BAHRAIN**  
Porsche GT3 Cup Challenge Middle East  
Free Practice 1

Weather Report



Track Status: **DRY**